

2017
RANGE



 **IDEAL**
BIKES

A large, light gray, stylized letter 'E' is centered in the background of the page. The 'E' is composed of thick, rounded strokes. The top horizontal bar of the 'E' is a solid gray triangle pointing downwards. The text '2017 RANGE' is overlaid on the central vertical stroke of the 'E'.

2017
RANGE

INDEX

E-MTB

5 TRAXER-E 627-E10

E-TREKKING OFF ROAD

7 INTEGRATOR-E 527-E10

E-TREKKING

10 ORAMA 327-DC8

12 ORAMA 357-D8

14 ORAMA 327-C7

16 ORAMA 427-E10

18 ORAMA 427-E9

MOUNTAIN

22 RACE PRO PLUS 650B+

23 RACE PRO 27.5 / 29

24 TRAXER PLUS 650B+

25 TRAXER 27.5 / 29

26 BOOMMAX 27.5 / 29

27 HILLMASTER 27.5 / 29

28 ZIGZAG 27.5 / 29

29 ZIGZAG UNI 27.5

30 PRORIDER 27.5 / 29

31 PRORIDER UNI 27.5

32 STROBE 27.5 / 29

33 STROBE UNI 27.5

34 FREEDER 27.5

35 FREEDER UNI 27.5

36 TRIAL 27.5

37 TRIAL UNI 26

FULL SUSPENSION

39 VSR COMP 27.5

TREKKING OFF ROAD

42 INTEGRATOR

43 ERGOMAX

44 OPTIMUS

46 MEGISTO

48 CROSSMO

50 NERGETIC

52 MOOVIC

SPORT TOURING

56 MULTIGO

58 TRAVELON

60 EZIGO

62 COMFORT

URBAN CITY

65 CITYRUN

66 CITYLIFE

68 CITYCOM

ROAD

72 STAGE TEAM ULTEGRA Di2

73 STAGE TEAM ULTEGRA

74 STAGE TEAM 105

75 STAGE COMP 105

76 STAGE COMP 105 20sp

77 STAGE COMP Tiagra

78 STAGE 105

79 STAGE Tiagra

80 ONROAD

81 INTEMPO

82 STREAMLITE

JUNIOR

86 STROBE DISC 24

86 STROBE 24

87 STROBE 20

88 CONDOR 20

89 V-TRACK 18/16/14/12

The image features a solid yellow background. Overlaid on this background are several large, semi-transparent geometric shapes. A large circle is positioned on the left side, with its right edge curving towards the center. Another circle is partially visible behind it, shifted slightly upwards and to the right. A large triangle is located in the upper right quadrant, with its base at the top and its apex pointing downwards. The text 'E-MTB' is printed in a bold, black, sans-serif font in the bottom right corner.

E-MTB

TRAXER-E 627-E10

10 speed



Frame	E-Hardtail 29, AL6061-T4/T6, STEPS, boost, hydroforming, butted, tapered head tube, internal brake and shifting cables
Size	44/48/52/56 cm
Fork	RST F1RST, 100 mm, remote lockout, 32 mm stanchions, tapered steerer, 15 mm thru axle, adjustable preload and damping
Drive Unit	Shimano STEPS center drive unit DU-E8000, 36V, 250W, 70Nm
Battery	Shimano STEPS battery (down tube) BT-E8010, 36V, 14Ah, 500Wh
Display	Shimano STEPS display SC-E8000B
Rear derailleur	Shimano Deore XT Shadow RD-M781DGS
Switch / Shifter	Shimano STEPS SW-E8000L / Shimano Deore SL-M610
Crank set	Shimano STEPS FC-E8000, 34T, <=48 cm 170 mm else 175 mm

Cassette sprocket	Shimano CS-HG5010, 11-13-15-17-19-21-24-28-32-36T
Chain	Shimano CN-E6090-10
Front hub	Shimano Deore HB-M618, 15 mm thru axle, 100 mm
Rear hub	Shimano Deore Boost FH-M618B, 12 mm thru axle, 148 mm
Rims	Mach1 640 Disc
Tires	Schwalbe Nobby Nic, Performance, DD, folding, 60-622 (29*2.35)
Brakes	Shimano BR-M447/BL-M506 disc brakes 180/180 mm
Handlebar	Humpert Ergotec Ray, low riser bar, 780mm, rise 15 mm, diameter 35 mm, safety level 6
Stem	Humpert Ergotec Ray, <=48 cm 70 mm, else 90 mm, angle -7°, diameter 35 mm, safety level 6
Seat post	Humpert Ergotec Ray, size 31.6 mm, offset 15 mm, safety level 6
Saddle	Selle Italia SL X-Cross Flow

The background is a solid light green color. Overlaid on this are several large, semi-transparent, overlapping curved shapes in a slightly darker shade of green. These shapes create a sense of depth and movement, resembling stylized paths or abstract architectural elements.

E-TREKKING OFF ROAD

INTEGRATOR-E 527-E10

10 speed



Frame Pedelec 28, AL6061-T4/T6, STEPS, hydroforming, internal brake and shifting cables

Size Man 46/50/54/58 cm | Lady 46/50/54 cm

Fork RST Vita-TNL, 60 mm, lock out, adjustable preload

Drive Unit Shimano STEPS center drive unit DU-E6001, 36V, 250W, 50Nm, light off-road

Battery Shimano STEPS battery (down tube) BT-E8010, 36V, 14Ah, 500Wh

Display Shimano STEPS large display SC-E6010

Rear derailleur Shimano Deore XT Shadow RD-M781DGS

Switch / Shifter Shimano STEPS SW-E6000 / Shimano Deore SL-M610

Crank set Shimano STEPS FC-E6000, 38T, 170 mm

Cassette sprocket Shimano CS-HG500-10, 11-13-15-17-19-21-23-26-30-34T

Chain Shimano CN-E6090-10

Front hub Shimano HB-M3050

Rear hub Shimano FH-M3050

Rims Mach1 640 Disc

Tires Schwalbe Smart Sam, Performance, reflective, 44-622 (28*1.65)

Brakes Shimano BR-M365/BL-M365 disc brakes 180/180 mm

Handlebar Humpert Ergotec Bügel, low riser bar, 640 mm, rise 15 mm, diameter 31.8 mm, safety level 5

Stem Humpert Ergotec Crab 2 Ahead, <=48 cm 70 mm, else 90 mm, angle 7°, diameter 31.8 mm, safety level 4

Seat post Humpert Ergotec Atar, size 31.6 mm, offset 10 mm, safety level 4

Saddle Selle Royal SCI Scientia M2

Lighting set AXA Blue Line 30 lux front, AXA Go Steady LED rear

Mudguards SKS Velo-55 with stays

Kickstand Atran rear kickstand

The background is a solid light green color. It features several large, overlapping, semi-transparent curved shapes in a slightly darker shade of green. These shapes are layered, creating a sense of depth and movement. The shapes are primarily located in the upper and middle portions of the frame, with some extending towards the bottom.

E-TREKKING

ORAMA 327-DC8

8 speed



Frame	Pedelec 28, AL6061-T4/T6, STEPS, hydroforming, internal brake and shifting cables	Tires	Schwalbe Energizer Plus GreenGuard, reflective, 47-622 (28*1.75)
Size	Wave 46/50/54 cm Lady 46/50/54 cm	Brakes	Magura HS22 rim brakes, 3-finger, quick release, coaster brake
Fork	RST Vita-TNL, 60 mm, lock out, adjustable preload	Handlebar	Wave: Humpert Ergotec Ladytown, 620 mm, rise 15 mm, diameter 31.8 mm, safety level 4 Lady: Humpert Ergotec Bügel, low riser bar, 640 mm, rise 15 mm, diameter 31.8 mm, safety level 5
Drive Unit	Shimano STEPS center drive unit DU-E6010, 36V, 250W, 50Nm, classic trekking	Stem	Wave: Humpert Ergotec Octopus Ahead 50, 90 mm, adjustable angle, diameter 31.8 mm, safety level 4 Lady: Humpert Ergotec Octopus 2 Ahead, 105 mm, adjustable angle, diameter 31.8 mm, safety level 4
Battery	Wave: Shimano STEPS battery (carrier) BT-E6001, 36V, 14Ah, 500Wh Lady: Shimano STEPS battery (down tube) BT-E8010, 36V, 14Ah, 500Wh	Seat post	Humpert Ergotec Atar, size 31.6 mm, offset 10 mm, safety level 4
Display	Shimano STEPS large display SC-E6010	Saddle	Selle Royal VLS Hz with handle
Switch / Shifter	Shimano STEPS SW-E6000	Lighting set	AXA, Blue Line 30 lux front, SLIM LED rear
Crank set	Shimano STEPS FC-E6000, 38T, 170 mm	Mudguards	SKS made for Shimano STEPS
Cassette sprocket	Shimano DX sprocket 19T	Carrier	CarryMore, alloy
Chain	Shimano CN-HG71	Kickstand	Atran rear kickstand
Front hub	Shimano HB-T3000		
Rear hub	Shimano NEXUS Di2 8sp. coaster SG-C60618C		
Rims	Mach1 260		



ORAMA 357-D8

8 speed



Frame Pedelec 28, AL6061-T4/T6, STEPS, hydroforming, internal brake and shifting cables

Size Wave 46/50/54 cm | Lady 46/50/54 cm | Man 46/50/54/58 cm

Fork RST Vita-TNL, 60 mm, lock out, adjustable preload

Drive Unit Shimano STEPS center drive unit DU-E6010, 36V, 250W, 50Nm, classic trekking

Battery Wave: Shimano STEPS battery (carrier) BT-E6001, 36V, 14Ah, 500Wh

Lady/Man: Shimano STEPS battery (down tube) BT-E8010, 36V, 14Ah, 500Wh

Display Shimano STEPS large display SC-E6010

Switch / Shifter Shimano STEPS SW-E6000

Crank set Shimano STEPS FC-E6000, 38T, 170 mm

Cassette sprocket Shimano DX sprocket 19T

Chain Shimano CN-HG71

Front hub Shimano HB-M3050

Rear hub Shimano Alfine Di2 8sp. SGS70518

Rims Mach1 640

Tires Schwalbe Energizer Plus GreenGuard, reflective, 47-622 (28*1.75)

Brakes Shimano BR-M446/BL-T445 disc brakes, 180/180 mm

Handlebar Wave: Humpert Ergotec Ladytown, 620 mm, rise 15 mm, diameter 31.8 mm, safety level 4

Lady/Man: Humpert Ergotec Bügel, low riser bar, 640 mm, rise 15 mm, diameter 31.8 mm, safety level 5

Stem Wave: Humpert Ergotec Octopus Ahead 50, 90 mm, adjustable angle, diameter 31.8 mm, safety level 4

Lady/Man: Humpert Ergotec Octopus 2 Ahead, 105 mm, adjustable angle, diameter 31.8 mm, safety level 4

Seat post Humpert Ergotec Atar, size 31.6 mm, offset 10 mm, safety level 4

Saddle Selle Royal VLS Hz with handle

Lightning set AXA, Blue Line 30 lux front, SLIM LED rear

Mudguards SKS made for Shimano STEPS

Carrier CarryMore, alloy

Kickstand Atran rear kickstand



ORAMA 327-C7

7 speed



Frame	Pedelec 28, AL6061-T4/T6, STEPS, hydroforming, internal brake and shifting cables
Size	46/50/54 cm
Fork	RST Vita-TNL, 60 mm, lock out, adjustable preload
Drive Unit	Shimano STEPS center drive unit DU-E6010, 36V, 250W, 50Nm, classic trekking
Battery	Shimano STEPS battery (carrier) BT-E6000, 36V, 11.6Ah, 418Wh
Display	Shimano STEPS large display SC-E6010
Switch / Shifter	Shimano STEPS SW-E6000 / Shimano Nexus SL-7S31 revoshifter
Crank set	Shimano STEPS FC-E6000, 38T, 170 mm
Cassette sprocket	Shimano DX sprocket 19T
Chain	Shimano CN-HG71
Front hub	Shimano HB-T3000
Rear hub	Shimano NEXUS 7sp. coaster SG-C30007C

Rims	Mach1 260
Tires	Schwalbe Energizer Plus GreenGuard, reflective, 47-622 (28*1.75)
Brakes	Magura HS22 rim brake, 3-finger, quick release, coaster brake
Handlebar	Humpert Ergotec Ladytown, 620 mm, rise 15 mm, diameter 31.8 mm, safety level 4
Stem	Humpert Ergotec Octopus Ahead 50, 90 mm, adjustable angle, diameter 31.8 mm, safety level 4
Seat post	Humpert Ergotec Atar, size 31.6 mm, offset 10 mm, safety level 4
Saddle	Selle Royal VLS Hz with handle
Lightning set	AXA, Blue Line 30 lux front, SLIM LED rear
Mudguards	SKS made for Shimano STEPS
Carrier	CarryMore, alloy
Kickstand	Atran rear kickstand

ORAMA 427-E10

10 speed



Frame	Pedelec 28, AL6061-T4/T6, STEPS, hydroforming, internal brake and shifting cables	Rims	Mach1 640 Disc
Size	Wave 46/50/54 cm Lady 46/50/54 cm Man 46/50/54/58 cm	Tires	Schwalbe Energizer Plus GreenGuard, reflective, 47-622 (28*1.75)
Fork	RST Vita-TNL, 60 mm, lock out, adjustable preload	Brakes	Shimano BR-M365/BL-M365 disc brakes, 180/180 mm
Drive Unit	Shimano STEPS center drive unit DU-E6010, 36V, 250W, 50Nm, light off-road	Handlebar	Wave: Humpert Ergotec Ladytown, 620 mm, rise 15 mm, diameter 31.8 mm, safety level 4 Lady/Man: Humpert Ergotec Bügel, low riser bar, 640 mm, rise 15 mm, diameter 31.8 mm, safety level 5
Battery	Wave: Shimano STEPS battery (carrier) BT-E6001, 36V, 14Ah, 500Wh Lady/Man: Shimano STEPS battery (down tube) BT-E8010, 36V, 14Ah, 500Wh	Stem	Wave: Humpert Ergotec Octopus Ahead 50, 90 mm, adjustable angle, diameter 31.8 mm, safety level 4 Lady/Man: Humpert Ergotec Octopus 2 Ahead, 105 mm, adjustable angle, diameter 31.8 mm, safety level 4
Display	Shimano STEPS large display SC-E6010	Seat post	Humpert Ergotec Atar, size 31.6 mm, offset 10 mm, safety level 4
Rear derailleur	Shimano Deore XT RD-T8000SGS	Saddle	Selle Royal VLS Hz with handle
Switch / Shifter	Shimano STEPS SWE6000 / Shimano Deore SLT610	Lighting set	AXA, Blue Line 30 lux front, SLIM LED rear
Crank set	Shimano STEPS, FC-E6000, 38T, 170 mm	Mudguards	SKS made for Shimano STEPS
Cassette sprocket	Shimano CS-HG500-10, 11-13-15-17-19-21-23-26-30-34T	Carrier	CarryMore, alloy
Chain	Shimano CN-E6090	Kickstand	Atran rear kickstand
Front hub	Shimano Acera HB-M3050		
Rear hub	Shimano Acera FH-M3050		



ORAMA 427-E9

9 speed



Frame	Pedelec 28, AL6061-T4/T6, STEPS, hydroforming, internal brake and shifting cables	Rims	Mach1 640 Disc
Size	Wave 46/50/54 cm Lady 46/50/54 cm Man 46/50/54/58 cm	Tires	Schwalbe Energizer Plus GreenGuard, reflective, 47-622 (28*1.75)
Fork	RST Vita-TNL, 60 mm, lock out, adjustable preload	Brakes	Shimano BR-M365/BL-M365 disc brakes, 180/180 mm
Drive Unit	Shimano STEPS center drive unit DU-E6001, 36V, 250W, 50Nm, classic trekking	Handlebar	Wave: Humpert Ergotec Ladytown, 620 mm, rise 15 mm, diameter 31.8 mm, safety level 4 Lady/Man: Humpert Ergotec Bügel, low riser bar, 640mm, rise 15 mm, diameter 31.8 mm, safety level 5
Battery	Wave: Shimano STEPS battery (carrier) BT-E6000, 36V, 11.6Ah, 418Wh Lady/Man: Shimano STEPS battery (down tube) BT-E6010, 36V, 11.6Ah, 418Wh	Stem	Wave: Humpert Ergotec Octopus Ahead 50, 90 mm, adjustable angle, diameter 31.8 mm, safety level 4 Lady/Man: Humpert Ergotec Octopus 2 Ahead, 105 mm, adjustable angle, diameter 31.8 mm, safety level 4
Display	Shimano STEPS large display SC-E6010	Seat post	Humpert Ergotec Atar, size 31.6 mm, offset 10 mm, safety level 4
Rear derailleur	Shimano Deore RD-M591SGS	Saddle	Selle Royal VLS Hz with handle
Switch / Shifter	Shimano STEPS SW-E6000 / Shimano Acera, SL-M3000	Lighting set	AXA, Blue Line 30 lux front, SLIM LED rear
Crank set	Shimano STEPS FC-E6000, 38T, 170 mm	Mudguards	SKS made for Shimano STEPS
Cassette sprocket	Shimano CS-HG3009, 11-13-15-17-20-23-26-30-34T	Carrier	CarryMore, alloy
Chain	Shimano CN-E6070	Kickstand	Atrán rear kickstand
Front hub	Shimano Acera HB-M3050		
Rear hub	Shimano Acera FH-M3050		



The background is a solid red color with several large, overlapping, semi-transparent curved shapes in a slightly darker shade of red. These shapes create a layered, organic effect. In the bottom right corner, the word "MOUNTAIN" is written in a white, bold, sans-serif font.

MOUNTAIN

RACE PRO PLUS 650B+

11 speed



Frame	Hardtail B+, UD-Carbon, tapered head tube, internal brake and shifting cables
Size	39/43/48 cm
Fork	FOX 34 Float 27.5 Plus, 120mm, tapered steerer, 15 mm thru axle, 3-position adjustment
Rear derailleur	Shimano Deore XT Di2, 11-speed shadow plus RD-M8050-GS
Shifters	Shimano shift switch SW-M8050-R, Deore XT Di2
Bottom bracket	Shimano bottom bracket parts BB-MT800, right & left adapter (BSA), bearing
Crank set	Shimano Deore XT FC-M8000-B1, hollowtech II, for rear 11-speed, 170/175 mm, 32T (SM-CRM81)
Cassette sprocket	Shimano Deore XT CS-M8000, 11-speed, 11-13-15-17-19-21-24-28-32-37-46T
Chain	Shimano CN-HG701-11

Front hub	Shimano Deore XT HB-M8010 for center lock, for 15 mm thru axle, OLD:110, with lock ring
Rear hub	Shimano Deore XT FH-M8010 for center lock, for 12 mm thru axle, OLD:148
Rims	Mach1 TRUCKY 30c
Tires	Schwalbe Nobby Nic, SnakeSkin, TL-Easy, 65-584 (27.5*2.60)
Brakes	Shimano Deore XT BR-M8000/BL-M8000 disc brakes, 180/160 mm
Handlebar	PRO Koryak riser Di2 handlebar, black 760mm, 31.8mm, 20mm rise
Stem	PRO Koryak stem, black 60/80mm, 31.8mm, +/-6° angle; PRO gap cap expander Di2
Seat post	RST ELEV-8-H-S, dropper seatpost, 125 mm, remote operated, size 31.6 mm, length 450 mm
Saddle	Selle Italia SL X-Cross Flow

RACE PRO 27.5" / 29"

22 speed



Frame	Hardtail, carbon, tapered head tube, press fit BB, 12 mm thru axle, internal gear cables
Size	43/48/53 cm
Fork	FOX 32 Float, 100 mm, tapered steerer, 15 mm QR, air, adjustable air spring and damping, 3-position adjustment
Front derailleur	Shimano Deore XT FD-M8020
Rear derailleur	Shimano Deore XT Shadow PLUS RD-M8000DGS
Shifters	Shimano Deore XT SL-M8000i
Bottom bracket	Shimano BB-MT800-PA
Crank set	Shimano Deore XT FC-M8000, 170/175 mm, 27,5": 38-28T 29": 36-26T
Cassette sprocket	Shimano Deore XT CS-M8000, 11-13-15-17-19-21-24-27-31-35-40T
Chain	27,5": Shimano Deore XT CN-HG601 29": Shimano Deore XT CN-HG600

Front hub	Shimano Deore XT wheel set WH-M8000
Rear hub	Shimano Deore XT wheel set WH-M8000
Rims	Shimano Deore XT wheel set WH-M8000, tubeless ready
Tires	Kenda K1047 Small Block Eight Pro SCT 120 tpi, 27.5": 54-584 (27.5*2,10) 29": 54-622 (29*2,10), 120tpi
Brakes	Shimano Deore XT BR-M8000/BL-M8000 disc brakes, 180/160 mm
Handlebar	id-Project alloy butted riser bar, 720mm wide, 15mm rise, 5° backsweep, 31.8mm bar bore
Stem	id-Project alloy 3D forged, 60/80mm extension, 7° angle, 31.8mm bar bore
Seat post	id-Project, size 31.6 mm, length 350 mm, zero offset
Saddle	Fizik Gobi XM

TRAXER PLUS 650B+

20 speed



Frame	Hardtail 29 / B+, AL6061-T4/T6, boost, hydroforming, butted, tapered head tube, 12 mm thru axle, internal brake and shifting cables	Front hub	Shimano Deore Boost, HB-M618B, 15 mm thru axle, 110 mm
Size	44/48/52/56 cm	Rear hub	Shimano Deore Boost, FH-M618B, 12 mm thru axle, 148 mm
Fork	RST F1RST B+, remote lockout 120 mm, 34 mm stanchions, boost, tapered steerer, 15 mm thru axle, air spring, adjustable preload and damping	Rims	Mach1 TRUCKY 30c
Front derailleur	Shimano Deore FD-M617D	Tires	Schwalbe Nobby Nic, SnakeSkin, TL-Easy, 65-584 (27.5*2.60)
Rear derailleur	Shimano Deore XT Shadow PLUS RD-M786DGS	Brakes	Shimano BR-M447/BL-M506 disc brakes 180/180 mm
Shifters	Shimano Deore SL-M610	Handlebar	id-Project alloy butted riser bar, 720mm wide, 5° backsweep, 35mm bar bore
Bottom bracket	Shimano SM-BB52B BSA	Stem	id-Project alloy 3D forged, 70/90mm extension, 7° angle, 35mm bar bore
Crank set	Shimano Deore FC-M617B, 36-22T, ≤48 cm 170 mm else 175 mm	Seat post	RST ELEV-8-H-S, dropper seatpost, travel length 125 mm, remote operated, size 31.6 mm, length 450 mm
Cassette sprocket	Shimano CS-HG5010, 11-13-15-17-19-21-24-28-32-36T	Saddle	Selle Italia Q-BIK-X-Cross
Chain	Shimano CN-HG54		

TRAXER 27.5" / 29"

20 speed



Frame	Hardtail, AL6061-T4/T6, boost, hydroforming, butted, tapered head tube, 12 mm thru axle, internal brake and shifting cables	Front hub	Shimano Deore HB-M618B, 15 mm thru axle, 100 mm
Size	27.5": 44/48/52 cm 29": 44/48/52/56 cm	Rear hub	Shimano Deore Boost FH-M618B, 12 mm thru axle, 148 mm
Fork	RST F1RST 15 TRL, 100 mm, 32 mm stanchions, remote lock out, tapered steerer, 15 mm thru axle, air, adjustable preload and damping	Rims	Mach1 5.50SL
Front derailleur	Shimano Deore FD-M617D	Tires	Schwalbe Nobby Nic/Racing Ralph, Evo, LiteSkin 27.5": 57-584 (27.5*2.25 29": 57-622 (29*2.25))
Rear derailleur	Shimano Deore XT Shadow PLUS RD-M786DGS	Brakes	Shimano BR-M447/BL-M506 disc brakes, 27.5": 180/160 mm 29": 180/180 mm
Shifters	Shimano Deore SL-M610	Handlebar	id-Project alloy butted riser bar, 720mm wide, 15mm rise, 5° backsweep, 31.8mm barbore
Bottom bracket	Shimano SM-BB52B BSA	Stem	id-Project alloy 3D forged, 60/80mm extension, 7° angle, 31.8mm barbore
Crank set	Shimano Deore Boost FC-M617B, 36-22T, ≤48 cm 170 mm else 175 mm	Seat post	RST ELEV-8-H-S, dropper seatpost, travel length 125 mm, remote operated, size 31.6 mm, length 450 mm
Cassette sprocket	Shimano CS-HG5010, 11-13-15-17-19-21-24-28-32-36T	Saddle	Selle Italia Q-BIK-X-Cross
Chain	Shimano CN-HG54		

BOOMMAX 27.5" / 29"

30 speed



Frame	Hardtail, AL6061-T4/T6, hydroforming, internal shifting cables	Chain	Shimano CN-HG54
Size	27.5": 44/48/52 cm 29": 44/48/52/56 cm	Front hub	Shimano Deore, HB-M615
Fork	RST F1RST TRL, 100 mm, 32 mm stanchions, remote lock out, adjustable preload and damping	Rear hub	Shimano Deore, FH-M615
Front derailleur	Shimano Deore FD-M610	Rims	Mach-1 Karma Disc
Rear derailleur	Shimano Deore XT Shadow RD-M781SGS	Tires	Schwalbe Nobby Nic/Racing Ralph, Performance, 29": 57-622 (29*2.25) 27.5": 57-584 (27.5*2.25)
Shifters	Shimano Deore SL-M610	Brakes	Shimano BR-M395/BL-M396 disc brakes, 27.5": 180/160 mm 29": 180/180 mm
Bottom bracket	Shimano SM-BB52B BSA	Handlebar	id-Project alloy riser bar, 720mm wide, 15mm rise, 5° backsweep, 31.8mm barbore
Crank set	27.5": Shimano FC-M610, 42-32-24T, ≤48 cm 170 mm else 175 mm 29": Shimano FC-M612, 40-30-22T, ≤48 cm 170 mm else 175 mm	Stem	id-Project alloy 3D forged, 60/80mm extension, 7° angle, 31.8mm barbore
Cassette sprocket	Shimano CS-HG5010, 11-13-15-17-19-21-24-28-32-36T	Seat post	id-Project, size 31.6 mm, length 350 mm, zero offset
		Saddle	Selle Italia Q-BIK-X-CROSS

HILLMASTER 27.5" / 29"

30 speed



Frame	Hardtail, AL6061-T4/T6, hydroforming, internal shifting cables	Front hub	Shimano HB-TX505, center lock
Size	27.5": 44/48/52 cm 29": 44/48/52/56 cm	Rear hub	Shimano FH-TX505, center lock
Fork	RST Blaze-RL, 100 mm, 30 mm stanchions, remote lock out, adjustable preload	Rims	id-Project alloy double wall for disc, with stainless eyelets
Front derailleur	Shimano Deore FD-M610	Tires	Schwalbe Smart Sam, K-Guard, 27.5": 57-584 (27.5*2.25) 29": 57-622 (29*2.25)
Rear derailleur	Shimano Deore XT Shadow RD-M781SGS	Brakes	Shimano BR-M365/BL-M365 disc brakes, 27.5": 180/160 mm 29": 180/180 mm
Shifters	Shimano Deore SL-M610	Handlebar	id-Project alloy riser bar, 720mm wide, 15mm rise, 5° backsweep, 31.8mm barbore
Bottom bracket	Shimano SM-BB52B BSA	Stem	id-Project alloy, 60/75mm extension, 7° angle, 31.8mm barbore
Crank set	Shimano FC-MT500, 40-30-22T, ≤48 cm 170 mm else 175 mm	Seat post	id-Project, size 31.6 mm, length 350 mm, zero offset
Cassette sprocket	Shimano CS-HG5010, 11-13-15-17-19-21-24-28-32-36T	Saddle	Selle Italia X-Base
Chain	Shimano CN-HG54		

ZIGZAG 27.5" / 29"

27 speed



Frame Hardtail, AL6061-T4/T6, hydroforming, internal shifting cables

Size 27.5": 40/44/48/52 cm | 29": 44/48/52/56 cm

Fork RST Blaze-ML, 100 mm, 30 mm stanchions, mechanical lock out, adjustable preload

Front derailleur Shimano Acera FD-M3000

Rear derailleur Shimano Deore RD-M591SGS

Shifters Shimano Altus, SL-M370

Bottom bracket Shimano BB-ES300, octalink

Crank set Shimano Acera FC-M3000, 40-30-22T, <=48 mm 170 mm else 175 mm

Cassette sprocket Shimano CS-HG3009
11-13-15-17-20-23-26-30-34T

Chain Shimano CN-HG53

Front hub Shimano HB-TX505, center lock

Rear hub Shimano FH-TX505, center lock

Rims id-Project alloy double wall for disc, with stainless eyelets

Tires 27.5": Kenda K1027 Kadre, 54-584 (27.5*2.20) | 29": Kenda K1153, 55-622 (29*2.35)

Brakes Shimano BR-M365/BL-M365 disc brakes, 27.5": 180/160 mm | 29": 180/180 mm

Handlebar id-Project alloy riser bar, 720mm wide, 15mm rise, 5° backsweep, 31.8mm barbore

Stem id-Project alloy, 60/75mm extension, 7° angle, 31.8mm barbore

Seat post id-Project, size 31.6 mm, length 350 mm, zero offset

Saddle Selle Italia X-Base

ZIGZAG UNI 27.5"

27 speed



Frame	Hardtail Uni bent top tube, AL6061-T4/T6, hydroforming, internal shifting cables	Front hub	Shimano HB-TX505, center lock
Size	36/40/44/48 cm	Rear hub	Shimano FH-TX505, center lock
Fork	RST Blaze-ML, 100 mm, 30 mm stanchions, mechanical lock out, adjustable preload	Rims	id-Project alloy double wall for disc, with stainless eyelets
Front derailleur	Shimano Altus FD-M370	Tires	Kenda K1027 Kadre, 54-584 (27.5*2.20)
Rear derailleur	Shimano Altus RD-M370	Brakes	Shimano BR-M315/BL-M315 disc brakes, 180/160 mm
Shifters	Shimano Altus SL-M370	Handlebar	id-Project alloy riser bar, 720mm wide, 15mm rise, 5° backsweep, 31.8mm barbore
Bottom bracket	Shimano BB-UN100	Stem	id-Project alloy, 60/75mm extension, 7° angle, 31.8mm barbore
Crank set	Shiman FC-M351, 44-32-22T, <=48 cm 170 mm else 175 mm	Seat post	id-Project, size 31.6 mm, length 350 mm, zero offset
Cassette sprocket	Shimano CS-HG3009, 11-13-15-17-20-23-26-30-34T	Saddle	Selle Italia X-Base
Chain	Shimano CN-HG53		

PRORIDER 27.5" / 29"

24 speed



Frame	Hardtail, AL6061-T4/T6, hydroforming, internal shifting cables
Size	27.5": 40/44/48/52 cm 29": 44/48/52/56 cm
Fork	RST Blaze-ML, 100 mm, 30 mm stanchions, mechanical lock out, adjustable preload
Front derailleur	Shimano FD-TY700
Rear derailleur	Shimano Acera RD-M360
Shifters	Shimano SL-M310
Bottom bracket	Shimano BB-UN100
Crank set	Shimano FC-TY701, 42-34-24T, 170 mm
Cassette sprocket	Shimano CS-HG418, 11-13-15-17-20-23-26-34T
Chain	KMC Z7
Front hub	Shimano HB-TX505, center lock

Rear hub	Shimano FH-TX505, center lock
Rims	id-Project alloy double wall for disc, with stainless eyelets
Tires	27.5": Kenda K1027 Kadre, 54-584 (27.5*2.20) 29": Kenda K1153, 55-622 (29*2.35)
Brakes	Shimano BR-M315/BL-M315 disc brakes, 27.5": 180/160 mm 29": 180/180 mm
Handlebar	id-Project alloy riser bar, 720mm wide, 15mm rise, 5° backsweep, 31.8mm bar bore
Stem	id-Project alloy, 60/75mm extension, 7° angle, 31.8mm bar bore
Seat post	id-Project, size 31.6 mm, length 350 mm, zero offset
Saddle	Selle Italia X-Base

PRORIDER UNI 27.5"

24 speed



Frame	Hardtail Uni bent top tube, AL6061-T4/T6, hydroforming, internal shifting cables
Size	36/40/44/48 cm
Fork	RST Blaze-ML, 100 mm, 30 mm stanchions, mechanical lock out, adjustable preload
Front derailleur	Shimano FD-TY700
Rear derailleur	Shimano Acera RD-M360
Shifters	Shimano SL-M310
Bottom bracket	Shimano BB-UN100
Crank set	Shimano FC-TY701, 42-34-24T, 170 mm
Cassette sprocket	Shimano CS-HG418, 11-13-15-17-20-23-26-34T
Chain	KMC Z7

Front hub	Shimano HB-TX505, center lock
Rear hub	Shimano FH-TX505, center lock
Rims	id-Project alloy double wall for disc, with stainless eyelets
Tires	Kenda K1027 Kadre, 54-584 (27.5*2.20)
Brakes	Shimano BR-M315/BL-M315 disc brakes, 180/160 mm
Handlebar	id-Project alloy riser bar, 720mm wide, 15mm rise, 5° backsweep, 31.8mm bar bore
Stem	id-Project alloy, 60/75mm extension, 7° angle, 31.8mm bar bore
Seat post	id-Project, size 31.6 mm, length 350 mm, zero offset
Saddle	Selle Italia X-Base

STROBE 27.5" / 29"

24 speed



Frame	Hardtail, AL6061-T4/T6, hydroforming, internal shifting cables
Size	27.5": 40/44/48/52 cm 29": 44/48/52/56 cm
Fork	ZOOM 565D, 100 mm, mechanical lock out, adjustable preload
Front derailleur	Shimano FD-TY700
Rear derailleur	Shimano RD-TX800SGS
Shifters	Shimano SL-M310
Bottom bracket	Shimano BB-UN100
Crank set	Shimano FC-TY301, 42-34-24T, 170 mm
Cassette sprocket	Shimano CS-HG318, 11-13-15-17-20-23-26-34T
Chain	KMC Z7

Front hub	Shimano HB-TX505, center lock
Rear hub	Shimano FH-TX505, center lock
Rims	id-Project alloy double wall for disc, with stainless eyelets
Tires	27.5": Kenda K1027 Kadre, 54-584 (27.5*2.20) 29": Kenda K1153, 55-622 (29*2.35)
Brakes	Shimano BR-M315/BL-M315 disc brakes, 160/160 mm
Handlebar	id-Project riser bar, 640mm wide, 20mm rise, 6° backsweep
Stem	id-Project alloy, 75/90mm extension, 10° angle
Seat post	id-Project, size 31.6 mm, length 350 mm, offset 24 mm
Saddle	Selle Italia X-Base

STROBE UNI 27.5"

24 speed



Frame	Hardtail Uni bent top tube, AL6061-T4/T6, hydroforming, internal shifting cables
Size	36/40/44/48 cm
Fork	ZOOM 565D, 100 mm, mechanical lock out, adjustable preload
Front derailleur	Shimano FD-TY700
Rear derailleur	Shimano RD-TX800SGS
Shifters	Shimano SL-M310
Bottom bracket	Shimano BB-UN100
Crank set	Shimano FC-TY301, 42-34-24T, 170 mm
Cassette sprocket	Shimano CS-HG318, 11-13-15-17-20-23-26-34
Chain	KMC Z7

Front hub	Shimano HB-TX505
Rear hub	Shimano FH-TX505
Rims	id-Project alloy double wall for disc, with stainless eyelets
Tires	Kenda K1027 Kadre, 54-584 (27.5*2.20)
Brakes	Shimano BR-M315/BL-M315 disc brakes, 160/160 mm
Handlebar	id-Project riser bar, 640mm wide, 20mm rise, 6° backsweep
Stem	id-Project alloy, 75/90mm extension, 10° angle
Seat post	id-Project, size 31.6 mm, length 350 mm, offset 24 mm
Saddle	Selle Italia X-Base

FREEDER 27.5"

21 speed



Frame	Hardtail, AL6061-T4/T6, hydroforming, internal shifting cables	Rear hub	Joytech, alloy, QR
Size	40/44/48/52 cm	Rims	id-Project alloy double wall for disc, with stainless eyelets
Fork	ZOOM 386A, 60 mm, adjustable preload	Tires	Kenda K1027 Kadre, 54-584 (27.5*2.20)
Front derailleur	Shimano FD-TY500	Brakes	Promax DSK-300 mechanical disc brakes, 160/160 mm
Rear derailleur	Shimano RD-TY300	Handlebar	id-Project riser bar, 640mm wide, 20mm rise, 6° backsweep
Shifters	Shimano ST-EF500	Stem	id-Project alloy, 75/90mm extension, 10° angle
Bottom bracket	Thun cartridge	Seat post	id-Project, size 31.6 mm, length 350 mm, offset 24 mm
Crank set	Prowheel, 42-34-24T, 170 mm	Saddle	Selle Royal RVS Alpine
Cassette sprocket	Shimano MF-TZ21, 14-16-18-20-22-24-28T	Kickstand	Atran rear kickstand
Chain	KMC Z51		
Front hub	Joytech, alloy, QR		

FREEDER UNI 27.5"

21 speed



Frame	Hardtail Uni bent top tube, AL6061-T4/T6, hydroforming, internal shifting cables
Size	36/40/44/48 cm
Fork	ZOOM 386A, 60 mm, adjustable preload
Front derailleur	Shimano FD-TY500
Rear derailleur	Shimano RD-TX300SGS
Shifters	Shimano ST-EF500
Bottom bracket	Thun Basic ML
Crank set	Prowheel, 42-34-24T, 170 mm
Cassette sprocket	Shimano MF-TZ21, 14-16-18-20-22-24-28T
Chain	KMC Z51
Front hub	Joytech, alloy

Rear hub	Joytech, alloy
Rims	id-Project GRX 7
Tires	Kenda K1027 Kadre, 54-584 [27.5*2.20]
Brakes	Promax DSK-300 mechanical disc brakes, 160/160 mm
Handlebar	id-Project riser bar, 640mm wide, 20mm rise, 6° backsweep
Stem	id-Project alloy, 75/90mm extension, 10° angle
Seat post	id-Project, size 31.6 mm, length 350 mm, offset 24 mm
Saddle	Selle Royal RVS Alpine
Kickstand	Atran rear kickstand

TRIAL 27.5"

21 speed



Frame	Hardtail, AL6061-T4/T6, hydroforming, internal shifting cables
Size	40/44/48/52 cm
Fork	ZOOM 386A, 60 mm, adjustable preload
Front derailleur	Shimano FD-TY500
Rear derailleur	Shimano RD-TY300
Shifters	Shimano ST-EF500
Bottom bracket	Thun cartridge
Crank set	Prowheel, 42-34-24T, 170 mm
Cassette sprocket	Shimano MF-TZ21, 14-16-18-20-22-24-28T
Chain	KMC Z51
Front hub	Joytech, alloy, QR

Rear hub	Joytech, alloy, QR
Rims	id-Project alloy double wall for disc, with stainless eyelets
Tires	Kenda K1027 Kadre, 54-584 (27.5*2.20)
Brakes	Promax DSK-300 mechanical disc brakes, 160/160 mm
Handlebar	id-Project riser bar, 640mm wide, 20mm rise, 6° backsweep
Stem	id-Project alloy, 75/90mm extension, 10° angle
Seat post	id-Project, size 31.6 mm, length 350 mm, offset 24 mm
Saddle	Selle Royal RVS Alpine
Kickstand	Atran rear kickstand

TRIAL UNI 26"

21 speed



Frame	Hardtail Uni bent top tube, AL6061-T4/T6
Size	36/41/46 cm
Fork	ZOOM 327E, 50 mm
Front derailleur	Shimano FD-TY500
Rear derailleur	Shimano RD-TY300
Shifters	Shimano ST-EF500
Bottom bracket	Thun cartridge
Crank set	Prowheel, 42-34-24T, 170 mm
Cassette sprocket	Shimano MF-TZ21, 14-16-18-20-22-24-28T
Chain	KMC Z51
Front hub	Joytech

Rear hub	Joytech
Rims	Mach-1 ER-10
Tires	Kenda K1134, 50-559 (26*1.95)
Brakes	Saccon alloy V-brakes
Handlebar	id-Project riser bar, 620mm wide, 20mm rise, 6° backsweep
Stem	id-Project, 100mm extension, 25° angle
Seat post	id-Project alloy tube, size 27.2 mm, length 300 mm
Saddle	Selle Royal RVS Alpine
Kickstand	Alloy kickstand, center-type

The background is a solid green color with several large, overlapping, semi-transparent curved shapes in various shades of green, creating a layered, organic effect. The shapes are primarily located in the upper and middle portions of the frame.

FULL
SUSPENSION

VSR COMP 27.5"

27 speed



Frame	Full Suspension, AL6061-T4/T6
Size	44/48 cm
Fork	RST-Omega-27.5-RL, 100 mm, remote lock out, adjustable preload
Rear shock	RockShox Bar 1.1 shock, 165 mm
Front derailleur	Shimano Altus FD-M371
Rear derailleur	Shimano Acera RD-M3000
Shifters	Shimano Acera SL-M3000
Bottom bracket	Shimano BB-UN100
Crank set	Shimano Altus FC-M371, 44-32-22T, <=44 cm 170 mm else 175mm
Cassette sprocket	Shimano CS-HG300, 11-13-15-17-20-23-26-30-34T

Chain	Shimano CN-HG53
Front hub	Shimano HB-TX505
Rear hub	Shimano FH-TX505
Rims	id-Project alloy double wall for disc, with stainless eyelets
Tires	Kenda K1027 Kadre, 54-584 (27.5*2.20)
Brakes	Shimano BR-M395/BL-M396 disc brakes, 180/160 mm
Handlebar	id-Project riser bar, size 680mm, rise 15 mm, backsweep 5°
Stem	id-Project size 75 mm, angle +7°
Seat post	id-Project, straight, size 31.6 mm, length 350 mm
Saddle	Selle Italia Q-Bik

The background is a solid blue color with several large, overlapping, semi-transparent curved shapes in a slightly darker shade of blue. These shapes create a sense of depth and movement, resembling stylized waves or abstract architectural forms.

TREKKING OFF ROAD

INTEGRATOR

30 speed



Frame	Cross/Trekking 28, AL6061-T4/T6, hydroforming, internal shifting cables	Front hub	Shimano HB-M3050, center lock
Size	42/46/50/54/58 cm	Rear hub	Shimano FH-M3050, center lock
Fork	RST Vita-RL, 60 mm, remote lock out, adjustable preload	Rims	id-Project alloy double wall for disc, with stainless eyelets
Front derailleur	Shimano Deore, FD-T610	Tires	Kenda K192 Kourier, reflective 37-622
Rear derailleur	Shimano Deore LX RD-T670SGS	Brakes	Shimano BR-M446/BL-M445 disc brakes, 160/160 mm
Shifters	Shimano Deore SL-T610	Handlebar	id-Project alloy riser bar, 680mm wide, 15mm rise, 5° backsweep, 31.8mm bar bore
Bottom bracket	Shimano SM-BB52B BSA	Stem	id-Project alloy, 90mm extension, 7° angle, 31.8mm bar bore
Crank set	Shimano Deore FC-T611, 48-36-26T, <=46 cm 170 mm else 175 mm	Seat post	id-Project, size 31.6 mm, length 350 mm, zero offset
Cassette sprocket	Shimano CS-HG500-10, 11-13-15-17-19-21-24-28-32-34T	Saddle	Selle Italia FLX
Chain	Shimano CN-HG54	Kickstand	Atran rear kickstand

ERGOMAX

27 speed



Frame	Cross/Trekking 28, AL6061-T4/T6, hydroforming, internal shifting cables	Front hub	Shimano HB-TX505, center lock
Size	42/46/50/54/58 cm	Rear hub	Shimano FH-TX505, center lock
Fork	RST Vita-TNL, 60 mm, lock out, adjustable preload	Rims	id-Project alloy double wall for disc, with stainless eyelets
Front derailleur	Shimano Altus, FD-M370	Tires	Kenda K192 Kourier, reflective 42-622
Rear derailleur	Shimano Deore, RD-M591SGS	Brakes	Shimano BR-M315/BL-M315 disc brakes, 160/160 mm
Shifters	Shimano Altus, SL-M370	Handlebar	id-Project alloy riser bar, 680mm wide, 15mm rise, 5° backsweep, 31.8mm barbore
Bottom bracket	Shimano BB-UN100	Stem	id-Project alloy, 90mm extension, 7° angle, 31.8mm barbore
Crank set	Shimano FC-M371, 48-36-26T, <=46 cm 170 mm else 175 mm	Seat post	id-Project, size 31.6 mm, length 350 mm, zero offset
Cassette sprocket	Shimano CS-HG3009, 11-12-14-16-18-21-24-28-32T	Saddle	Selle Royal RVS Lancia
Chain	Shimano CN-HG53	Kickstand	Atrán rear kickstand

OPTIMUS

24 speed



Frame	Cross/Trekking 28, AL6061-T4/T6, hydroforming, internal shifting cables
Size	Man 42/46/50/54/58 cm Lady 46/50/54 cm
Fork	RST Nova-ML, 60 mm, 28.6 mm stanchions, mechanical lock out, adjustable preload
Front derailleur	Shimano FD-TY710
Rear derailleur	Shimano Acera, RD-M360
Shifters	Shimano SL-M310
Bottom bracket	Shimano BB-UN100
Crank set	Shimano FC-TY701, 48-38-28T, 170 mm
Cassette sprocket	Shimano CS-HG318, 11-13-15-18-21-24-28-32T
Chain	KMC Z7
Front hub	Shimano HB-TX505, center lock

Rear hub	Shimano FH-TX505, center lock
Rims	id-Project alloy double wall for disc, with stainless eyelets
Tires	Schwalbe Smart Sam, Performance, reflective 44-622
Brakes	Shimano BR-M315/BLM315 disc brakes, 160/160 mm
Handlebar	id-Project alloy riser bar, 660mm wide, 15mm rise, 5° backsweep, 31.8mm barbore
Stem	id-Project alloy, 60/75mm extension, 7° angle, 31.8mm barbore
Seat post	id-Project, size 31.6 mm, length 350 mm, zero offset
Saddle	Selle Royal RVS Lancia
Kickstand	Atrax rear kickstand



MEGISTO

24 speed



Frame	Cross/Trekking 28, AL6061-T4/T6, hydroforming, internal shifting cables
Size	Man 42/46/50/54/58 cm Lady 46/50/54 cm
Fork	RST Neon-ML, 60 mm, 28.6 mm stanchions, mechanical lock out, adjustable preload
Front derailleur	Shimano FD-TY710
Rear derailleur	Shimano Acera RD-M360SGS
Shifters	Shimano ST-EF51
Bottom bracket	Shimano BB-UN100
Crank set	Shimano FC-M171, 48-38-28T, 170 mm
Cassette sprocket	Shimano CS-HG31, 11-13-15-18-21-24-28-32T
Chain	KMC Z7
Front hub	Shimano HB-TX505, center lock

Rear hub	Shimano FH-TX505, center lock
Rims	id-Project alloy double wall for disc, with stainless eyelets
Tires	Kenda K192 Courier, reflective 42-622
Brakes	Shimano BR-TX805 mechanical disc brakes, 160/160 mm
Handlebar	id-Project alloy riser bar, 680mm wide, 15mm rise, 5° backsweep, 31.8mm bar bore
Stem	id-Project alloy, 90mm extension, 7° angle, 31.8mm bar bore
Seat post	id-Project, size 31.6 mm, length 350 mm, offset zero
Saddle	Selle Royal RVS Lancia
Kickstand	Atrax rear kickstand



CROSSMO

24 speed



Frame	Cross/Trekking 28, AL6061-T4/T6, hydroforming, internal shifting cables	Front hub	Joytech alloy, QR
Size	Man 42/46/50/54/58 cm Lady 42/46/50/54 cm	Rear hub	Shimano FH-TX800
Fork	ZOOM 141, 45 mm, adjustable preload	Rims	Mach-1 ER-10
Front derailleur	Shimano FD-TY710	Tires	Kenda K192 Kourier, reflective 42-622
Rear derailleur	Shimano Altus RD-M310	Brakes	Miranda Elegance cold forged V-brakes
Shifters	Shimano ST-EF500	Handlebar	id-Project riser bar, size 660 mm, rise 30 mm
Bottom bracket	Shimano BB-UN100	Stem	id-Project, 90 mm, adjustable angle 10°-50°
Crank set	Shimano FC-TY701, 48-38-28T, 170 mm	Seat post	id-Project, size 31.6 mm, length 350 mm, offset 24 mm
Cassette sprocket	Shimano CS-HG318, 11-13-15-18-21-24-28-32T	Saddle	Selle Royal RVS Lancia
Chain	KMC Z7	Kickstand	Atran rear kickstand



NERGETIC

21 speed



Frame Cross/Trekking 28, AL6061-T4/T6, hydroforming, internal shifting cables

Size Man 42/46/50/54/58 cm | Lady 42/46/50/54 cm

Fork ZOOM 141, 45 mm

Front derailleur Shimano FD-TY710

Rear derailleur Shimano RD-TY300

Shifters Shimano ST-EF500

Bottom bracket Thun cartridge

Crank set Prowheel, 48-38-28T, 170 mm

Cassette sprocket Shimano CS-HG200, 12-14-16-18-21-26-32T

Chain KMC Z51

Front hub Joytech alloy, QR

Rear hub Shimano FH-RM30

Rims Mach-1 ER-10

Tires Kenda K192 Kourier 42-622

Brakes Saccon alloy V-brakes

Handlebar id-Project riser bar, size 660 mm, rise 30 mm

Stem id-Project, 90 mm, adjustable angle 10°-50°

Seat post id-Project, size 31.6 mm, length 350 mm, offset 24 mm

Saddle Selle Royal PU One

Kickstand Atran rear kickstand



MOOVIC

21 speed



Frame Cross/Trekking 28, AL6061-T4/T6, hydroforming, internal shifting cables

Size Man 42/46/50/54/58 cm | Lady 42/46/50/54 cm

Fork ZOOM 120E, 30 mm

Front derailleur Shimano FD-TY710

Rear derailleur Shimano RD-TY300

Shifters Shimano ST-EF500

Bottom bracket Thun cartridge

Crank set Prowheel, 48-38-28T, 170 mm

Cassette sprocket Shimano MF-TZ21, 14-16-18-20-22-24-28T

Chain KMC Z51

Front hub Joytech

Rear hub Joytech

Rims Mach-1 ER-10

Tires Kenda K192 Kourier 42-622

Brakes Saccon alloy V-brakes

Handlebar id-Project riser bar, 640mm wide, 20mm rise, 6° backsweep

Stem id-Project, 80mm extension, 25° angle

Seat post id-Project, size 31.6 mm, length 350 mm, offset 24 mm

Saddle Selle Royal PU One

Kickstand Atran rear kickstand



The background is a solid teal color. It features several large, overlapping, semi-transparent shapes: a large circle on the left, a large triangle at the top right, and another large circle on the right side. These shapes create a layered, geometric effect.

SPORT
TOURING

MULTIGO

30 speed



Frame	Cross/Trekking 28, AL6061-T4/T6, hydroforming, internal shifting cables	Rims	id-Project alloy double wall for disc, with stainless eyelets
Size	Man 42/46/50/54/58 cm Lady 46/50/54 cm Wave 46/50/54 cm	Tires	Schwalbe Marathon Supreme, Performance RaceGuard, reflective 42-622
Fork	RST VITA-TNL, 60 mm, lock out, adjustable preload	Brakes	Shimano BR-M446/BL-M445 disc brakes, 180/160 mm
Front derailleur	Shimano Deore, FD-T610	Handlebar	id-Project alloy riser bar, 640mm wide, 15mm rise, 5° backsweep, 31.8mm barbare
Rear derailleur	Shimano Deore XT Shadow, RD-T8000SGS	Stem	id-Project alloy, 90mm extension, 7° angle, 31.8mm barbare
Shifters	Shimano Deore SL-T610	Seat post	id-Project, size 31.6 mm, length 350 mm, zero offset
Bottom bracket	Shimano SM-BB52B BSA	Saddle	Selle Italia FLX
Crank set	Shimano Deore FC-T611, 48-36-26T, ≤46 cm 170 mm else 175 mm	Lightning set	AXA, Blue Line 30 lux front, RAY Steady LED rear
Cassette sprocket	Shimano CS-HG500-10, 11-13-15-17-19-21-24-28-32-34T	Mudguards	SKS
Chain	Shimano CN-HG54	Carrier	CarryMore, alloy
Front hub	Shimano DH-3D37 hub dynamo, QR center lock	Kickstand	Atran rear kickstand
Rear hub	Shimano Deore FH-M615		



TRAVELON

27 speed



Frame	Cross/Trekking 28, AL6061-T4/T6, hydroforming, internal shifting cables
Size	Man 42/46/50/54/58 cm Lady 46/50/54 cm Wave 46/50/54 cm
Fork	RST Nova-ML, 60 mm, mechanical lock out, adjustable preload
Front derailleur	Shimano Altus, FD-M370
Rear derailleur	Shimano Deore, RD-M591SGS
Shifters	Shimano Altus, SL-M370
Bottom bracket	Shimano BB-UN100
Crank set	Shimano FC-M371, 48-36-26T, <=46 cm 170 mm else 175 mm
Cassette sprocket	Shimano CS-HG3009, 11-12-14-16-18-21-24-28-32T
Chain	Shimano CN-HG53
Front hub	Shimano DH-3D37 hub dynamo, QR center lock

Rear hub	Shimano FH-TX505
Rims	id-Project alloy double wall for disc, with stainless eyelets
Tires	Schwalbe Citizen K-Guard, reflective 42-622
Brakes	Shimano BR-M315/BL-M315 disc brakes, 160/160 mm
Handlebar	id-Project alloy riser bar, 640mm wide, 15mm rise, 5° backsweep, 31.8mm barbore
Stem	id-Project alloy, 90mm extension, 7° angle, 31.8mm barbore
Seat post	id-Project, size 31.6 mm, length 350 mm, zero offset
Saddle	Selle Italia FLX
Lightning set	AXA, Blue Line 30 lux front, RAY Steady LED rear
Mudguards	SKS
Carrier	CarryMore, alloy
Kickstand	Atran rear kickstand



EZIGO

24 speed



Frame	Cross/Trekking 28, AL6061-T4/T6, hydroforming, internal shifting cables
Size	Man 42/46/50/54/58 cm Lady 46/50/54 cm Wave 46/50/54 cm
Fork	ZOOM 141, 45 mm, adjustable preload
Front derailleur	Shimano FD-TY710
Rear derailleur	Shimano Altus, RD-M310
Shifters	Shimano Altus SL-M310
Bottom bracket	Shimano BB-UN100
Crank set	Shimano FC-TY301, 48-38-28T, 170 mm
Cassette sprocket	Shimano CS-HG318, 11-13-15-18-21-24-28-32T
Chain	KMC Z7
Front hub	Shimano DH-3D37 hub dynamo, center lock
Rear hub	Shimano FH-TX505

Rims	id-Project alloy double wall for disc, with stainless eyelets
Tires	Kenda K192 Courier, reflective 42-622
Brakes	Shimano BR-M315/BL-M315 disc brakes, 160/160 mm
Handlebar	id-Project riser bar, size 630 mm, rise 15 mm
Stem	id-Project, 90 mm, adjustable angle 10°-50°
Seat post	id-Project, size 31.6 mm, length 350 mm, offset 24 mm
Saddle	Selle Royal RVS Moody
Lightning set	AXA Blue Line 15 lux front, RAY Steady LED rear
Mudguards	SKS
Carrier	CarryMore, alloy
Kickstand	Atran rear kickstand



COMFORT

24 speed



Frame	Cross/Trekking 28, AL6061-T4/T6
Size	40/46 cm
Fork	ZOOM 120E, 30mm
Front derailleur	Shimano FD-TY710
Rear derailleur	Shimano RD-TX800
Shifters	Shimano ST-EF51
Bottom bracket	Shimano BB-UN100
Crank set	Shimano FC-M171, 48-38-28T, 170 mm
Cassette sprocket	Shimano CS-HG31, 11-13-15-18-21-24-28-32T
Chain	KMC Z7
Front hub	Shimano DH-3N31 hub dynamo
Rear hub	Shimano FH-TX800

Rims	Mach-1 ER-10
Tires	Kenda K935 Khan, 42-622
Brakes	Miranda Elegance V-brakes
Handlebar	id-Project riser bar, size 630 mm, backsweep 5°, rise 55 mm
Stem	id-Project, 90 mm, threaded, adjustable
Seat post	id-Project, size 27.2, length 350 mm
Saddle	Selle Royal RVS Moody
Lightning set	AXA Echo 15 lux front, AXA Slim Steady LED rear
Mudguards	SKS
Carrier	Steel
Kickstand	Olona

The background is a solid purple color. It features several large, overlapping, semi-transparent geometric shapes. A large circle is positioned on the left side, with a smaller circle partially overlapping it. A large triangle is located in the upper right quadrant, overlapping the top of the circle. The text 'URBAN CITY' is located in the bottom right corner.

URBAN
CITY

CITYRUN

24 speed



Frame	Urban/Fitness 28, AL6061-T4/T6, hydroforming
Size	44/49/53/57 cm
Fork	Alloy straight blades
Front derailleur	Shimano FD-TY710
Rear derailleur	Shimano Altus, RD-M310
Shifters	Shimano ST-EF500
Bottom bracket	Shimano BB-UN100
Crank set	Shimano FC-TY301, 48-38-28T, 170 mm
Cassette sprocket	Shimano CS-HG318, 11-13-15-18-21-24-28-32T
Chain	KMC Z7

Front hub	Joytech alloy, QR
Rear hub	Shimano FH-TX800
Rims	Mach-1 ER-10
Tires	Kenda K193 Kwest, reflective 700*28c
Brakes	Miranda Elegance cold forged V-brakes
Handlebar	id-Project flat bar butted, 600 mm, 5° backsweep
Stem	id-Project alloy, 90mm extension, 15° angle
Seat post	id-Project, size 27.2 mm, length 350 mm, offset 24 mm
Saddle	Selle Royal RVS Lancia
Kickstand	Atran kickstand, center type

CITYLIFE

7 speed



Frame	City loop 28, AL6061-T4/T6	Tires	Kenda K193 Kwest, reflective 40-622
Size	40/46/51 cm	Brakes	Miranda Elegance cold forged V-brakes
Fork	Rigid, HiTen	Handlebar	id-Project, city bar, 60 cm, backsweep 40°, rise 55 mm
Rear derailleur	Shimano RD-TY300	Stem	id-Project, 80 mm, threaded
Shifters	Shimano revo shifter SL-RS36	Seat post	id-Project, alloy tube, size 28.6, length 350 mm
Bottom bracket	Thun basic plus	Saddle	Selle Royal RVS Moody
Crank set	Prowheel, 38T, 170 mm	Dynamo	Basta Duo
Cassette sprocket	Shimano MF-TZ21, 14-16-18-20-22-24-28T	Lightning set	AXA Ellipsoid 10 lux front, AXA Slim Steady LED rear
Chain	KMC Z50	Mudguards	SKS
Front hub	Joytech alloy	Carrier	Steel
Rear hub	Joytech alloy	Kickstand	Atran center kickstand
Rims	Mach-1 ER-10		



CITYCOM

7 speed



Frame	City 28, AL6061-T4/T6
Size	Man 46/53 cm Lady 40/46 cm
Fork	Rigid, HiTen
Rear derailleur	Shimano RD-TY300
Shifters	Shimano revo shifter SL-RS36
Bottom bracket	Thun basic plus
Crank set	Prowheel, 38T, 170 mm
Cassette sprocket	Shimano MF-TZ21, 14-16-18-20-22-24-28T
Chain	KMC Z50
Front hub	Joytech
Rear hub	Joytech
Rims	Mach-1 ER-10
Tires	Kenda K193 Kwest, 40-622
Brakes	Miranda Elegance cold forged V-brakes
Handlebar	id-Project, city bar, 60 cm, backsweep 40°, rise 55 mm
Stem	id-Project, 80 mm, 30°
Seat post	id-Project, alloy tube, size 28.6, length 300 mm
Saddle	Selle Royal Moody
Mudguards	SKS
Kickstand	Olona, middle type





ROAD

STAGE TEAM Di2

ULTEGRA 22 speed



Frame	Road, UD-carbon, tapered head tube, press fit BB
Size	45/48/51/54/57 cm
Fork	Road, straight carbon blades, tapered carbon steerer
Front derailleur	Shimano Ultegra Di2 FD-6870
Rear derailleur	Shimano Ultegra Di2 RD-6870
Shifters	Shimano Ultegra Di2 ST-6870
Bottom bracket	Shimano SM-BB72
Crank set	Shimano Ultegra FC-6800, 52-36T, <=51 cm 170 mm else 175 mm
Cassette sprocket	Shimano Ultegra CS-6800, 11-12-13-14-15-17-19-21-23-25-28T

Chain	Shimano Ultegra CN-HG701
Front hub	Shimano wheelset WH-RS81-C35
Rear hub	Shimano wheelset WH-RS81-C35
Rims	Shimano wheelset WH-RS81-C35 tubeless compatible
Tires	Michelin Pro4 TS, 110tpi, 700*23C
Brakes	Shimano Ultegra BR-6800
Handlebar	PRO LT compact
Stem	PRO PLT carbon
Seat post	Ritchey PRO carbon
Saddle	Fizik Arione, carbon rails

STAGE TEAM

ULTEGRA 22 speed



Frame	Road, UD-carbon, tapered head tube, press fit BB
Size	45/48/51/54/57 cm
Fork	Road, straight carbon blades, tapered carbon steerer
Front derailleur	Shimano Ultegra FD-6800
Rear derailleur	Shimano Ultegra RD-6800
Shifters	Shimano Ultegra ST-6800
Bottom bracket	Shimano SM-BB72
Crank set	Shimano Ultegra, FC-6800, 52-36T, <=51 cm 170 mm else 175mm
Cassette sprocket	Shimano Ultegra, CS-6800, 11-12-13-14-15-17-19-21-23-25-28T
Chain	Shimano Ultegra CN-HG701

Front hub	Shimano Ultegra wheelset WH-6800
Rear hub	Shimano Ultegra Wheelset WH-6800
Rims	Shimano Ultegra Wheelset WH-6800, tubeless compatible
Tires	Michelin Lithion 2, 60tpi, 700*23C
Brakes	Shimano Ultegra BR-6800
Handlebar	FSA Omega Compact rd-300s, 31.8x420mm, 125 mm drop, 80 mm reach
Stem	FSA OS 152 LX, <=54 cm 110 mm else 120 mm, angle 6°
Seat post	FSA SL 250 SBS, 31.6*350 mm
Saddle	Fizik Arione

STAGE TEAM

105 22 speed



Frame	Carbon monocoque, tapered head tube, press fit BB
Size	45/48/51/54/57 cm
Fork	Carbon monocoque, tapered steerer
Front derailleur	Shimano 105 FD-5800
Rear derailleur	Shimano 105 RD-5800
Shifters	Shimano 105 ST-5800
Bottom bracket	Shimano press fit BB-72-41B
Crank set	Shimano 105 FC-5800, 50-34T, <= 51 cm 170 mm else 175 mm
Cassette sprocket	Shimano 105 CS-5800, 11-12-13-14-15-17-19-21-23-25-28T

Chain	Shimano 105 CN-HG600
Front hub	Shimano wheelset RS010
Rear hub	Shimano wheelset RS010
Rims	Shimano wheelset RS010
Tires	Kenda K1081 Kadence Premium, 60tpi, 700*23C
Brakes	Shimano 105 BR-5800
Handlebar	id-Project Road, anatomic oversize drop bar, 131 mm drop, 84 mm reach, 440 mm
Stem	id-Project, 3D Forged, 31.8 cm, <= 48cm 90 mm else 100mm, angle 7°
Seat post	id-Project, size 31.6 mm, length 350 mm
Saddle	Selle Italia Nekkar-Flow

STAGE COMP

105 22 speed



Frame	Carbon monocoque, tapered head tube, press fit BB
Size	45/48/51/54/57 cm
Fork	Carbon monocoque, tapered steerer
Front derailleur	Shimano 105 FD-5700
Rear derailleur	Shimano 105 RD-5701
Shifters	Shimano 105 ST-5700
Bottom bracket	Shimano press fit BB-72-41B
Crank set	Shimano 105 FC-5750, 50-34T, <= 51 cm 170 mm else 175 mm
Cassette sprocket	Shimano 105 CS-5700, 11-12-13-14-15-17-19-21-23-25T

Chain	Shimano CN-5701
Front hub	Shimano wheelset RS501
Rear hub	Shimano wheelset RS501
Rims	Shimano wheelset RS501
Tires	Kenda K1081 Kadence Premium, 60tpi, 700*23C
Brakes	Shimano 105 BR-5700
Handlebar	id-Project Road, anatomic oversize drop bar, 131 mm drop, 84 mm reach, 440 mm
Stem	id-Project, 3D forged, 31.8 cm, <= 48cm 90 mm else 100mm, angle 7°
Seat post	id-Project, size 31.6 mm, length 350 mm
Saddle	Selle Italia Nekkar-Flow

STAGE COMP

105 20 speed



Frame	Carbon monocoque, tapered head tube, press fit BB
Size	45/48/51/54/57 cm
Fork	Carbon monocoque, tapered steerer
Front derailleur	Shimano 105 FD-5800
Rear derailleur	Shimano 105 RD-5800
Shifters	Shimano 105 ST-5800
Bottom bracket	Shimano press fit BB-72-41B
Crank set	Shimano 105 FC-5800, 50-34T, <= 51 cm 170 mm else 175 mm
Cassette sprocket	Shimano 105 CS-5800, 11-12-13-14-15-17-19-21-23-25-28T
Chain	Shimano 105 CN-HG600

Front hub	Shimano wheelset RS010
Rear hub	Shimano wheelset RS010
Rims	Exal XR3
Tires	Kenda K1081 Kadence Premium, 60tpi, 700*23C
Brakes	Shimano 105 BR-5800
Handlebar	id-Project Road, anatomic oversize drop bar, 131 mm drop, 84 mm reach, 440 mm
Stem	id-Project, 3D forged, 31.8 cm, <= 48cm 90 mm else 100mm, angle 7°
Seat post	id-Project, size 31.6 mm, length 350 mm
Saddle	Selle Italia Nekkarr-Flow

STAGE COMP

Tiagra 20 speed



Frame	Carbon monocoque, tapered head tube, press fit BB	Front hub	Shimano wheelset RS501
Size	45/48/51/54/57 cm	Rear hub	Shimano wheelset RS501
Fork	Carbon monocoque, tapered steerer	Rims	Shimano wheelset RS501
Front derailleur	Shimano Tiagra FD-4600	Tires	Kenda K1081 Kadence Premium, 700*23C, 60tpi
Rear derailleur	Shimano Tiagra RD-4601	Brakes	Shimano Tiagra BR-4600
Shifters	Shimano Tiagra ST-4600	Handlebar	id-Project Road, anatomic oversize drop bar, 131 mm drop, 84 mm reach, 440 mm
Bottom bracket	Shimano Tiagra FC-4650	Stem	id-Project, 3D forged, 31.8 cm, <= 48cm 90 mm else 100mm, angle 7°
Crank set	Shimano Tiagra FC-4650, 50-34T, <=51cm 170mm else 175mm	Seat post	id-Project, size 31.6 mm, length 350 mm
Cassette sprocket	Shimano Tiagra CS-4600, 12-13-14-15-17-19-21-23-25-28T	Saddle	Selle Italia X1
Chain	Shimano Tiagra CN-4601		

STAGE

105 22 speed



Frame	Road Racing AL6061-T4/T6, tapered head tube
Size	45/48/51/54/57/60 cm
Fork	Carbon blades, alloy 7075 tapered steerer
Front derailleur	Shimano 105 FD-5800
Rear derailleur	Shimano 105 RD-5800
Shifters	Shimano 105 ST-5800
Bottom bracket	Shimano FC-RS500
Crank set	Shimano FC-RS500, 50-34T, <=51 cm 170 mm else 175mm
Cassette sprocket	Shimano 105 CS-5800, 11-12-13-14-15-17-19-21-23-25-28T

Chain	Shimano 105 CN-HG601
Front hub	Shimano 105 HB-5800
Rear hub	Shimano 105 FH-5800
Rims	Exal XR3
Tires	Kenda K1081 Kadence Premium, 700*23C, 60tpi
Brakes	Shimano 105 BR-5800
Handlebar	id-Project Road, 131mm drop, 84mm reach, <= 50cm 420mm else 440mm
Stem	id-Project, <= 50cm 90 mm else 100mm, angle 7°
Seat post	id-Project, size 31.6 mm, length 350 mm, offset 24 mm
Saddle	Selle Italia X1

STAGE

Tiagra 20 speed



Frame Road Racing Compact AL6061-T4/T6, tapered head tube

Size 40/45/50/55/60 cm

Fork Carbon blades, alloy 7075 tapered steerer

Front derailleur Shimano Tiagra FD-4600

Rear derailleur Shimano Tiagra RD-4601

Shifters Shimano Tiagra ST-4600

Bottom bracket Shimano FC-4650

Crank set Shimano Tiagra FC-4650, 50-34T, <=50cm 170mm else 175mm

Cassette sprocket Shimano Tiagra CS-4600, 12-13-14-15-17-19-21-23-25-28T

Chain Shimano Tiagra CN-4601

Front hub Shimano Claris HB-2400

Rear hub Shimano Claris FH-2400

Rims Exal XR3

Tires Kenda K1081 Kadence Premium, 700*23C, 60tpi

Brakes Shimano Tiagra BR-4600

Handlebar id-Project Road, 131mm drop, 84mm reach, <= 50cm 420mm, else 440mm

Stem id-Project, <= 50cm 90 mm else 100mm, angle 7°

Seat post id-Project, size 31.6 mm, length 350 mm, offset 24 mm

Saddle Selle Italia X1

ONROAD

18 speed



Frame	Road Racing Compact AL7005-T4/T6, butted tubing, integrated head tube, flat weldings
Size	40/45/50/55/60 cm
Fork	Carbon blades, alloy steerer
Front derailleur	Shimano Sora FD-3500
Rear derailleur	Shimano Sora RD-3500
Shifters	Shimano Sora ST-3500
Bottom bracket	Shimano BB-ES25
Crank set	Shimano FC-R345, 50-34T, 170mm
Cassette sprocket	Shimano CS-HG50, 12-13-14-15-17-19-21-23-25T
Chain	Shimano CN-HG53

Front hub	Shimano Claris HB-2400
Rear hub	Shimano Claris FH-2400
Rims	Exal XR3
Tires	Kenda K152, 700*25C, 30tpi
Brakes	Shimano Claris BR-2400
Handlebar	id-Project Road, 131mm drop, 84mm reach, <= 50cm 420mm, else 440mm
Stem	id-Project, <= 50cm 90 mm else 100mm, angle 7°
Seat post	id-Project, size 31.6 mm, length 350 mm, offset 24 mm
Saddle	Selle Italia X1

INTEMPO

24 speed



Frame	Road Racing Compact AL7005-T4/T6, butted tubing, integrated head tube, flat weldings
Size	40/45/50/55/60 cm
Fork	Alloy blades, Crmo steerer
Front derailleur	Shimano Claris FD-2403
Rear derailleur	Shimano Claris RD-2400
Shifters	Shimano Claris ST-2400 / ST-2403
Bottom bracket	Shimano BB-UN26
Crank set	Shimano FC-A073, 50-39-30T, 170mm
Cassette sprocket	Shimano CS-HG50, 11-13-15-17-19-21-24-28T
Chain	KMC Z8

Front hub	Shimano Claris HB-2400
Rear hub	Shimano Claris FH-2400
Rims	Exal XR3
Tires	Kenda K152, 700*25C, 30tpi
Brakes	Promax calipers
Handlebar	id-Project Road, 131mm drop, 84mm reach, <= 50cm 420mm, else 440mm
Stem	id-Project, <= 50cm 90 mm else 100mm, angle 7°
Seat post	id-Project, size 31.6 mm, length 350 mm
Saddle	Selle Italia X1

STREAMLITE

21 speed



Frame	Road Compact, AL7005-T4/T6
Size	40/45/50/55/60 cm
Fork	Road, alloy blades, CrMo steerer
Front derailleur	Shimano FD-A073
Rear derailleur	Shimano RD-A070
Shifters	Shimano ST-A070
Bottom bracket	Shimano BB-UN26
Crank set	Shimano FC-A073, 50-39-30T, 170 mm
Cassette sprocket	Shimano CS-HG20, 12-14-16-18-21-24-28T (7sp)
Chain	KMC Z51

Front hub	Joytech Alloy QR
Rear hub	Shimano FH-RM30
Rims	EXAL XR3
Tires	Kenda K152, 700x25C
Brakes	Promax Calipers
Handlebar	id-Project Road, 131 mm drop, 84 mm reach, <=51 cm 420 mm else 440 mm
Stem	id-Project, <=51 cm 90 mm else 100 mm, 7°
Seat post	id-Project, 24 mm offset, 31.6*350 mm
Saddle	Selle Italia X1-Flow



JUNIOR

STROBE DISC 24"

STROBE 24"

21 speed



Frame	Hardtail 24 Uni bent top tube, AL6061-T4/T6
Size	28 cm
Fork	Strobe Disc: ZOOM 386A, 60 mm, adjustable preload Strobe: ZOOM 410E, 40 mm
Front derailleur	Shimano FD-TY300
Rear derailleur	Shimano RD-TY300
Shifters	Shimano ST-EF500
Bottom bracket	Thun cartridge
Crank set	Prowheel, 42-34-24T, 152 mm
Cassette sprocket	Shimano MF-TZ21, 14-16-18-20-22-24-28T
Chain	KMC Z51
Front hub	Strobe Disc: Shimano HB-TX505 center lock Strobe: Joytech, alloy, QR

Rear hub	Joytech, alloy
Rims	Mach1 ER-10
Tires	Kenda K1153, 50-507 (24*1.95)
Brakes	Strobe Disc: Front: Shimano BR-TX805 mechanical disc brake, 160 mm / Rear: Miranda Elegance V-brakes Strobe: Miranda Elegance cold forged V-brakes
Handlebar	id-Project riser bar, 560mm wide, 20mm rise, 6° backsweep
Stem	id-Project alloy, 75mm extension, 15° angle
Seat post	id-Project alloy tube, size 27.2, length 300 mm
Saddle	Selle Royal Hello 24
Kickstand	Alloy kickstand, center-type

STROBE UNI 20"

7 speed



Frame	Hardtail 20 Uni bent top tube, AL6061-T4/T6
Size	25 cm
Fork	ZOOM 410E, 30 mm
Rear derailleur	Shimano RD-TY300
Shifter	Shimano revo shifter SL-RS36
Bottom bracket	Thun cartridge
Crank set	Prowheel, 36T, 140 mm
Cassette sprocket	Shimano MF-TZ21, 14-16-18-20-22-24-28T
Chain	KMC Z50
Front hub	Joytech, alloy

Rear hub	Joytech, alloy
Rims	Mach1 ER-10
Tires	Kenda K1134, 50-406 (20*1.95)
Brakes	Saccon, alloy V-brakes
Handlebar	id-Project riser bar, 540mm wide, 20mm rise, 6° backsweep
Stem	id-Project alloy quill type, 40mm extension, 30° angle
Seat post	id-Project alloy tube, size 27.2, length 300 mm
Saddle	Selle-Royal Candy 20
Kickstand	Alloy kickstand, center-type

CONDOR 20"

6 speed



Frame Hardtail 20, HiTen

Size 28 cm

Fork Rigid, HiTen

Rear derailleur Shimano RD-TY21

Shifter Shimano revo shifter SL-RS35

Bottom bracket Junior

Crank set Prowheel, 36T, 140 mm

Cassette sprocket Shimano MF-TZ20, 14-16-18-21-24-28T

Chain KMC Z33

Front hub Joytech

Rear hub Joytech

Rims Mach-1 Eco 110 Evolution

Tires Kenda K879, 54-406 (20*2.00)

Brakes Saccon V-brakes

Handlebar id-Project riser bar, size 540mm, rise 20 mm

Stem id-Project, quill, 40 mm, angle +30°

Seat post id-Project, size 25.4, length 250 mm

Saddle Selle Bassano Mito 24

Kickstand Center kickstand

V-TRACK 18"/16"/14"/12"



All colors available in all wheel sizes

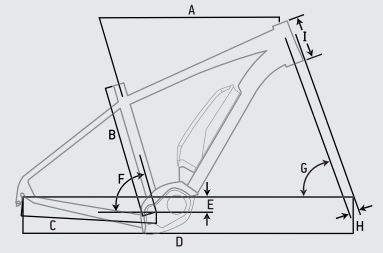
Frame	Hardtail, AL6061-T4/T6
Size	18"/23cm 16"/21cm 14"/20cm 12"/18cm
Fork	Rigid, HiTen
Bottom bracket	Cups
Crank set	One piece, 18"/32T 16"/32T 14"/28T 12"/28T
Cassette sprocket	18T
Chain	KMC
Front hub	Oversize
Rear hub	Oversize

Rims	Alloy
Tires	18"*2.125 16"*2.125 14"*2.125 12-1/2"*1.75
Brakes	Calipers
Handlebar	id-Project, riser bar, 18"/52cm 16"/52cm 14"/48cm 12"/48cm, wide, 80mm rise
Stem	id-Project, 30mm extension, 15cm quill
Seat post	size 27.2, length 250 mm
Saddle	Boys/Girls Comfort, with protection
Kickstand	Training wheels

TRAXER-E 627-E10

29"

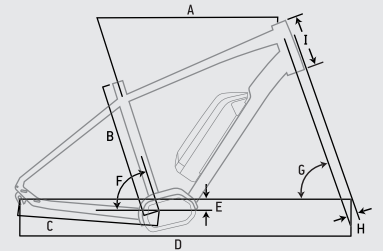
FRAME SIZE	S	M	L	XL	
A	TOP TUBE (parallel)	565	580	600	620
B	SEAT TUBE	400	440	480	520
C	REAR CENTER	440	440	440	440
D	WHEEL BASE	1070.6	1085.6	1105.6	1125.6
E	BB DROP	60	60	60	60
F	SEAT ANGLE	73°	73°	73°	73°
G	HEAD ANGLE	70°	70°	70°	70°
H	OFFSET	51	51	51	51
I	HEAD TUBE	110	115	125	140



INTEGRATOR-E 527-E10

28"
M

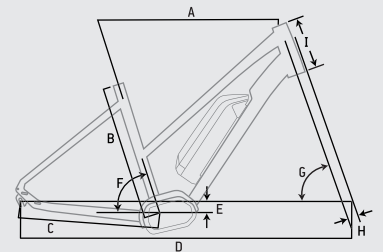
FRAME SIZE	S	M	L	XL	
A	TOP TUBE (parallel)	560	570	585	600
B	SEAT TUBE	460	500	540	580
C	REAR CENTER	475	475	475	475
D	WHEEL BASE	1086.9	1097.3	1113.0	1128.5
E	BB DROP	60	60	60	60
F	SEAT ANGLE	73°	73°	73°	73°
G	HEAD ANGLE	70°30'	70°30'	70°30'	70°30'
H	OFFSET	44	44	44	44
I	HEAD TUBE	145	155	170	180



INTEGRATOR-E 527-E10

28"
L

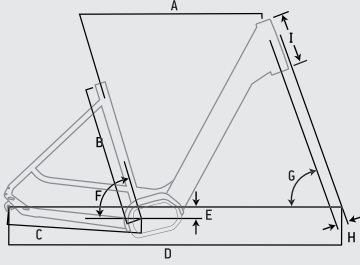
FRAME SIZE	S	M	L	
A	TOP TUBE (parallel)	560	570	585
B	SEAT TUBE	460	500	540
C	REAR CENTER	475	475	475
D	WHEEL BASE	1088.0	1098.5	1113.9
E	BB DROP	60	60	60
F	SEAT ANGLE	73°	73°	73°
G	HEAD ANGLE	70°30'	70°30'	70°30'
H	OFFSET	44	44	44
I	HEAD TUBE	170	180	190



ORAMA 327-DC8
 ORAMA 357-D8
 ORAMA 327-C7
 ORAMA 427-E10
 ORAMA 427-E9

28"
 W

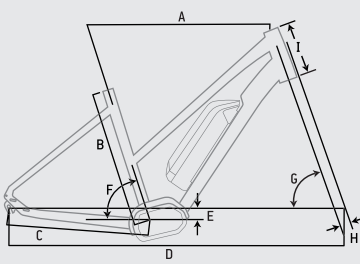
FRAME SIZE	S	M	L
A	570	580	590
B	460	500	540
C	475	475	475
D	10991	11091	1119.5
E	60	60	60
F	73°	73°	73°
G	70°30'	70°30'	70°30'
H	45	45	45
I	170	170	180



ORAMA 327-DC8
 ORAMA 357-D8
 ORAMA 327-C7
 ORAMA 427-E10
 ORAMA 427-E9

28"
 L

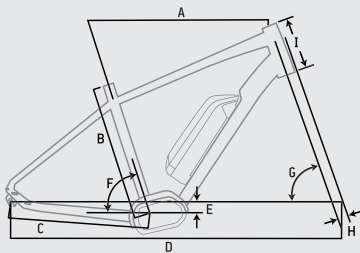
FRAME SIZE	S	M	L
A	560	570	585
B	460	500	540
C	475	475	475
D	1088.0	1098.5	1113.9
E	60	60	60
F	73°	73°	73°
G	70°30'	70°30'	70°30'
H	44	44	44
I	170	180	190



ORAMA 357-D8
 ORAMA 427-E10
 ORAMA 427-E9

28"
 M

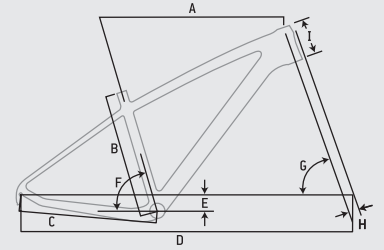
FRAME SIZE	S	M	L	XL
A	560	570	585	600
B	460	500	540	580
C	475	475	475	475
D	1086.9	1097.3	1113.0	1128.5
E	60	60	60	60
F	73°	73°	73°	73°
G	70°30'	70°30'	70°30'	70°30'
H	44	44	44	44
I	145	155	170	180



RACE PRO PLUS

650 B+

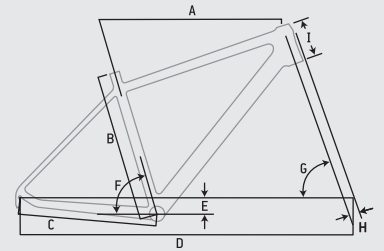
FRAME SIZE	S	M	L	XL	XXL
A	400	440	480	520	560
B	400	440	480	520	560
C	440	440	440	445	445
D	113.8	113.8	115.8	117.8	118.8
E	50	50	50	50	50
F	73°	73°	73°	73°	73°
G	68°	68°	68°	68°	68°
H	51	51	51	51	51
I	100	110	120	130	140



RACE PRO

29"

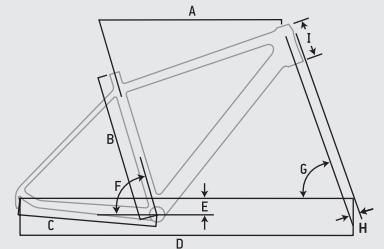
FRAME SIZE	M	L	XL
A	430	480	530
B	430	480	530
C	445	445	445
D	1117.7	1132.8	1148.3
E	60	60	60
F	73°	73°	73°
G	69°30'	69°30'	69°30'
H	51	51	51
I	110	120	130



RACE PRO

27.5"

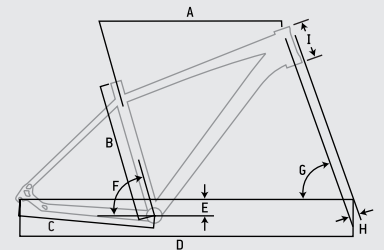
FRAME SIZE	M	L	XL
A	430	480	530
B	430	480	530
C	430	430	430
D	1071.8	1090.4	1102.8
E	45	45	45
F	73°30'	73°	73°
G	70°	70°	70°
H	42	42	42
I	120	130	140



TRAXER PLUS

650 B+

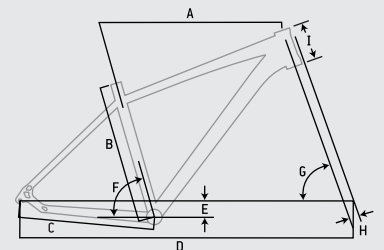
FRAME SIZE	S	M	L	XL
A	400	440	480	520
B	400	440	480	520
C	440	440	440	440
D	113.8	113.8	115.8	117.8
E	50	50	50	50
F	73°	73°	73°	73°
G	68°	68°	68°	68°
H	51	51	51	51
I	100	110	120	130



TRAXER

29"

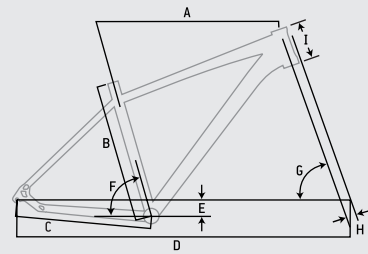
FRAME SIZE	M	L	XL	XXL
A	440	480	520	560
B	440	480	520	560
C	440	440	440	440
D	1077.2	1097.2	1117.4	1127.6
E	60	60	60	60
F	72.5°	72.5°	72.5°	72.5°
G	71°	71°	71°	71°
H	42	42	42	42
I	105	110	120	130



TRAXER

27.5"

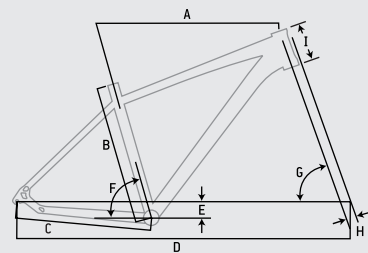
FRAME SIZE	M	L	XL
A	440	480	520
B	440	480	520
C	430	430	430
D	10710	10915	1119
E	45	45	45
F	73°	73°	73°
G	70°	70°	70°
H	44	44	44
I	110	120	130



BOOMMAX
HILLMASTER
ZIGZAG
PRORIDER
STROBE

29"

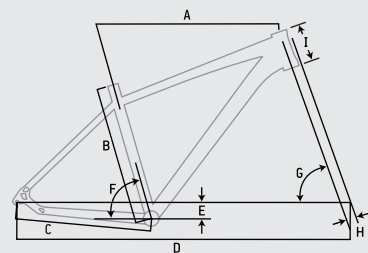
FRAME SIZE	M	L	XL	XXL
A	440	480	520	560
B	440	480	520	560
C	450	450	450	450
D	1086.2	1107.3	1127.5	1137.4
E	60	60	60	60
F	74°	74°	74°	74°
G	71°	71°	71°	71°
H	42	42	42	42
I	110	120	130	140



BOOMMAX
HILLMASTER
ZIGZAG
PRORIDER
STROBE
FREEDER
TRIAL

27.5"

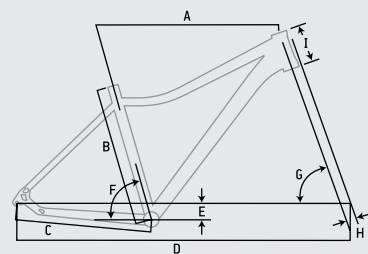
FRAME SIZE	M	L	XL
A	440	480	520
B	440	480	520
C	430	430	430
D	1072.7	1093.3	1113.8
E	45	45	45
F	73°	73°	73°
G	70°	70°	70°
H	44	44	44
I	120	120	130



ZIGZAG UNI
PRORIDER UNI
STROBE UNI
FREEDER UNI

27.5"

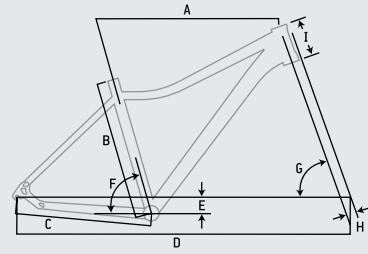
FRAME SIZE	XS	S	M	L
A	360	400	440	480
B	360	400	440	480
C	430	430	430	430
D	1052.7	1052.7	1072.7	1093.3
E	45	45	45	45
F	73°	73°	73°	73°
G	70°	70°	70°	70°
H	44	44	44	44
I	110	110	120	120



TRIAL UNI

26"

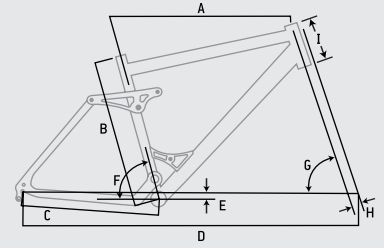
FRAME SIZE	XS	S	M
A	360	410	460
B	360	410	460
C	425	425	425
D	1043.6	1043.6	1061.3
E	38	38	38
F	74°	74°	73°30'
G	70°30'	70°30'	70°30'
H	39	39	39
I	120	120	130



VSR COMP

27.5"

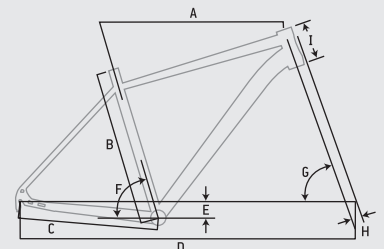
FRAME SIZE	M	L
	440	480
A TOP TUBE (parallel)	590	610
B SEAT TUBE	440	480
C REAR CENTER	440	440
D WHEEL BASE	1112.9	1133.5
E BB DROP	5	5
F SEAT ANGLE	72°30'	72°30'
G HEAD ANGLE	69°	69°
H OFFSET	44	44
I HEAD TUBE	110	120



INTEGRATOR

28"

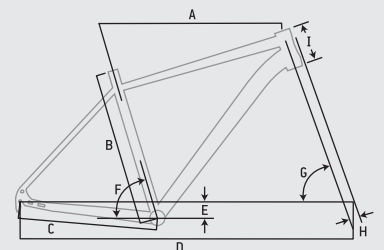
FRAME SIZE	S	M	L	XL	XXL
	420	460	500	540	580
A TOP TUBE (parallel)	580	580	590	600	615
B SEAT TUBE	420	460	500	540	580
C REAR CENTER	450	450	450	450	450
D WHEEL BASE	1084.8	1084.8	1095.0	1105.4	1121.2
E BB DROP	50	50	50	50	50
F SEAT ANGLE	73°	73°	73°	73°	73°
G HEAD ANGLE	70°30'	70°30'	70°30'	70°30'	70°30'
H OFFSET	45	45	45	45	45
I HEAD TUBE	120	120	130	140	160



ERGOMAX
MEGISTO
CROSSMO
NERGETIC
MOOVIC

28"
M

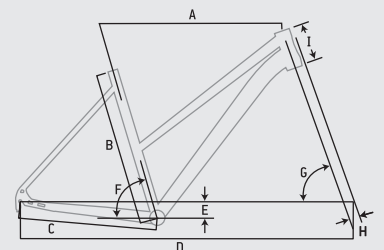
FRAME SIZE	XS	S	M	L	XL
	420	460	500	540	580
A TOP TUBE (parallel)	580	580	590	600	615
B SEAT TUBE	420	460	500	540	580
C REAR CENTER	450	450	450	450	450
D WHEEL BASE	1084.5	1084.5	1096.6	1105.9	1121.9
E BB DROP	50	50	50	50	50
F SEAT ANGLE	73°	73°	73°	73°	73°
G HEAD ANGLE	70°30'	70°30'	70°30'	70°30'	70°30'
H OFFSET	45	45	45	45	45
I HEAD TUBE	120	120	130	150	170



MEGISTO
CROSSMO
NERGETIC
MOOVIC

28"
L

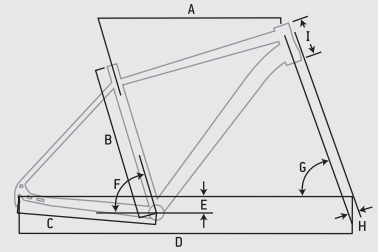
FRAME SIZE	S	M	XL
	460	500	540
A TOP TUBE (parallel)	580	590	600
B SEAT TUBE	460	500	540
C REAR CENTER	450	450	450
D WHEEL BASE	1086.4	1097.0	1107.9
E BB DROP	50	50	50
F SEAT ANGLE	73°	73°	73°
G HEAD ANGLE	70°30'	70°30'	70°30'
H OFFSET	45	45	45
I HEAD TUBE	140	140	160



MULTIGO
TRAVELON
EZIGO

28"
M

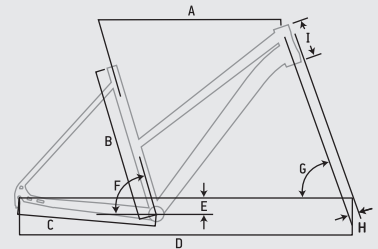
FRAME SIZE		XS	S	M	L	XL
A	TOP TUBE (parallel)	580	580	590	600	615
B	SEAT TUBE	420	460	500	540	580
C	REAR CENTER	450	450	450	450	450
D	WHEEL BASE	1084.5	1084.5	1096.6	1105.9	1121.9
E	BB DROP	50	50	50	50	50
F	SEAT ANGLE	73°	73°	73°	73°	73°
G	HEAD ANGLE	70°30'	70°30'	70°30'	70°30'	70°30'
H	OFFSET	45	45	45	45	45
I	HEAD TUBE	120	120	130	150	170



MULTIGO
TRAVELON
EZIGO

28"
L

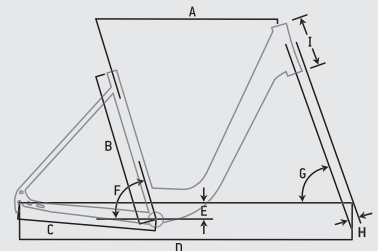
FRAME SIZE		S	M	L
A	TOP TUBE (parallel)	580	590	600
B	SEAT TUBE	460	500	540
C	REAR CENTER	450	450	450
D	WHEEL BASE	1086.4	1097.0	1107.9
E	BB DROP	50	50	50
F	SEAT ANGLE	73°	73°	73°
G	HEAD ANGLE	70°30'	70°30'	70°30'
H	OFFSET	45	45	45
I	HEAD TUBE	140	140	160



MULTIGO
TRAVELON
EZIGO

28"
W

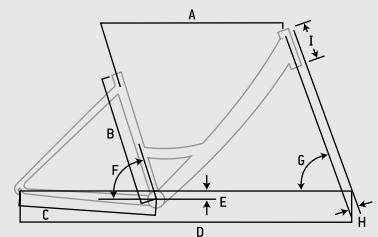
FRAME SIZE		S	M	L
A	TOP TUBE (parallel)	580	590	600
B	SEAT TUBE	460	500	540
C	REAR CENTER	450	450	450
D	WHEEL BASE	1084.5	1094.1	1105.3
E	BB DROP	60	60	60
F	SEAT ANGLE	73°	73°	73°
G	HEAD ANGLE	70°30'	70°30'	70°30'
H	OFFSET	45	45	45
I	HEAD TUBE	160	170	180



COMFORT

28"
W

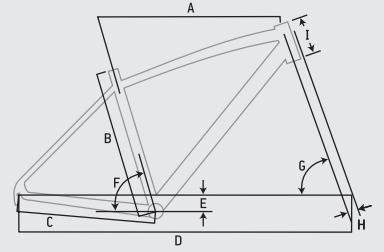
FRAME SIZE		S	M
A	TOP TUBE (parallel)	580	590
B	SEAT TUBE	400	460
C	REAR CENTER	460	460
D	WHEEL BASE	1114	1124.5
E	BB DROP	55	55
F	SEAT ANGLE	73°	73°
G	HEAD ANGLE	69°	69°
H	OFFSET	45	45
I	HEAD TUBE	175	175



CITYRUN

28"

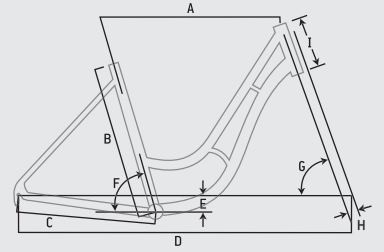
FRAME SIZE		S	M	L	XL	XXL
A	TOP TUBE (parallel)	580	600	620	640	650
B	SEAT TUBE	400	440	480	520	560
C	REAR CENTER	440	440	440	445	445
D	WHEEL BASE	113.8	113.8	115.8	117.8	118.8
E	BB DROP	50	50	50	50	50
F	SEAT ANGLE	73°	73°	73°	73°	73°
G	HEAD ANGLE	68°	68°	68°	68°	68°
H	OFFSET	51	51	51	51	51
I	HEAD TUBE	100	110	120	130	140



CITYLIFE

28"

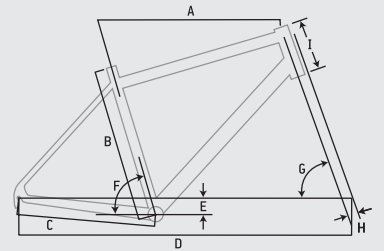
FRAME SIZE		S	M	L
A	TOP TUBE (parallel)	602	607	612
B	SEAT TUBE	400	460	510
C	REAR CENTER	460	460	460
D	WHEEL BASE	1108.2	1113.2	1118.2
E	BB DROP	72	72	72
F	SEAT ANGLE	72°30'	72°30'	72°30'
G	HEAD ANGLE	70°	70°	70°
H	OFFSET	45	45	45
I	HEAD TUBE	170	170	170



CITYCOM

28"
M

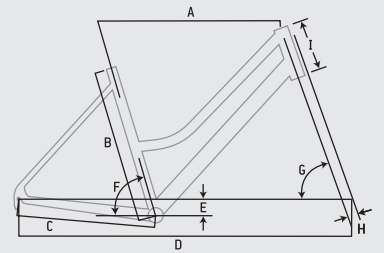
FRAME SIZE		S	M
A	TOP TUBE (parallel)	607	612
B	SEAT TUBE	460	530
C	REAR CENTER	460	460
D	WHEEL BASE	1113.2	1118.2
E	BB DROP	72	72
F	SEAT ANGLE	72°30'	72°30'
G	HEAD ANGLE	70°	70°
H	OFFSET	45	45
I	HEAD TUBE	170	170



CITYCOM

28"
L

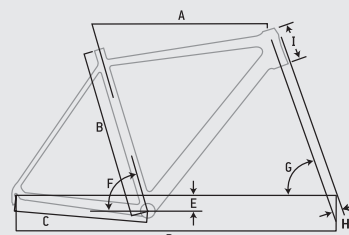
FRAME SIZE		S	L
A	TOP TUBE (parallel)	607	612
B	SEAT TUBE	460	530
C	REAR CENTER	460	460
D	WHEEL BASE	1113.2	1118.2
E	BB DROP	72	72
F	SEAT ANGLE	72°30'	72°30'
G	HEAD ANGLE	70°	70°
H	OFFSET	45	45
I	HEAD TUBE	170	170



STAGE TEAM ULTEGRA Di2
STAGE TEAM ULTEGRA
STAGE TEAM 105

700C

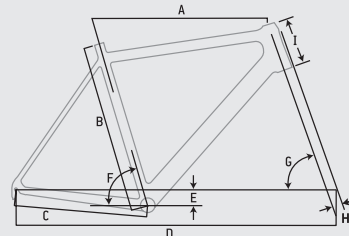
	FRAME SIZE	XXS	XS	S	M	L	XL
		450	480	510	540	570	600
A	TOP TUBE (parallel)	515	525	540	550	565	590
B	SEAT TUBE	450	480	510	540	570	600
C	REAR CENTER	430	430	430	430	430	430
D	WHEEL BASE	986.9	992.2	999.3	1005.2	1016.1	1014.1
E	BB DROP	72.5	72.5	70	70	67.5	67.5
F	SEAT ANGLE	75°	74°30'	73°30'	73°30'	73°	73°
G	HEAD ANGLE	72°30'	72°30'	72°30'	73°	73°	73°
H	OFFSET	45	45	45	45	45	45
I	HEAD TUBE	95	95	120	155	180	210



STAGE COMP 105
STAGE COMP 105-10
STAGE COMP TIAGRA

700C

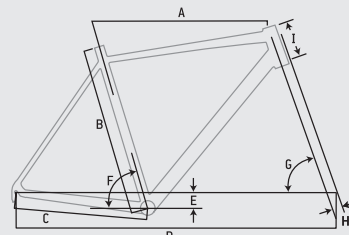
	FRAME SIZE	XS	S	M	L	XL
		480	510	540	570	600
A	TOP TUBE (parallel)	520	535	550	565	590
B	SEAT TUBE	400	440	480	520	560
C	REAR CENTER	410	410	415	415	415
D	WHEEL BASE	980.7	984.6	1000.3	1011.4	1031.8
E	BB DROP	72.5	70	70	67.5	67.5
F	SEAT ANGLE	74°30'	74°	73°30'	73°	73°
G	HEAD ANGLE	71°30'	72°30'	72°30'	72°30'	72°30'
H	OFFSET	50	50	50	50	50
I	HEAD TUBE	105	135	170	205	235



STAGE 105

700C

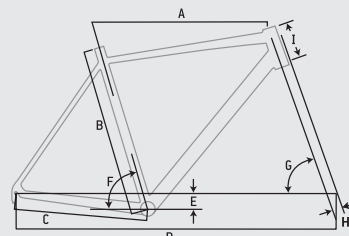
	FRAME SIZE	XS	S	M	L	XL
		480	510	540	570	600
A	TOP TUBE (parallel)	520	535	550	565	585
B	SEAT TUBE	480	510	540	570	600
C	REAR CENTER	410	410	415	415	415
D	WHEEL BASE	980.7	984.6	1000.3	1011.4	1031.8
E	BB DROP	72.5	70	70	67.5	67.5
F	SEAT ANGLE	74°30'	74°	73°30'	73°	73°
G	HEAD ANGLE	71°30'	72°30'	72°30'	72°30'	72°30'
H	OFFSET	50	50	50	50	50
I	HEAD TUBE	105	135	170	205	235



STAGE TIAGRA

700C

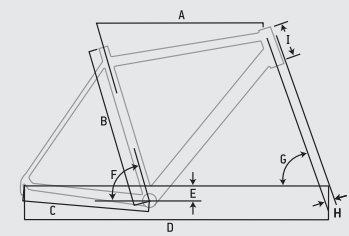
	FRAME SIZE	XS	S	M	L	XL
		400	450	500	550	600
A	TOP TUBE (parallel)	513.6	535	555	585	605
B	SEAT TUBE	400	450	500	550	600
C	REAR CENTER	405	405	405	405	405
D	WHEEL BASE	975.0	975.9	982.9	998.6	1018.4
E	BB DROP	69	69	69	69	69
F	SEAT ANGLE	74°30'	74°	73°30'	73°	73°
G	HEAD ANGLE	71°	72°	73°	74°	74°
H	OFFSET	50	43	43	43	43
I	HEAD TUBE	120	120	140	165	180



ONROAD
INTEMPO
STREAMLITE

700C

	FRAME SIZE	XS	S	M	L	XL
		400	450	500	550	600
A	TOP TUBE (parallel)	513.6	535	555	585	605
B	SEAT TUBE	400	450	500	550	600
C	REAR CENTER	405	405	405	405	405
D	WHEEL BASE	975.0	975.9	982.9	998.6	1018.4
E	BB DROP	69	69	69	69	69
F	SEAT ANGLE	74°30'	74°	73°30'	73°	73°
G	HEAD ANGLE	71°	72°	73°	74°	74°
H	OFFSET	50	43	43	43	43
I	HEAD TUBE	120	120	140	165	180





A series of horizontal dotted lines for writing, spanning across the page from left to right. There are 15 lines in total, evenly spaced, providing a guide for handwriting or note-taking.

NIKOS MANIATOPOULOS S.A.
INDUSTRIAL & TRADING CYCLE COMPANY

265 04 Agios Vassilios, Patras, Greece
Tel.: +30 2610 993 045, Fax: +30 2610 990 424
E-mail: commerce@idealbikes.gr

www.idealbikes.net